


Neutral ground

These top Resene wood stain colours blend beautifully with beloved neutrals for a well-balanced palette.




top tip

To change the look of interior timber that's already been stained or varnished, try Resene Colour Enhance. Resene Colour Enhance is an innovative solution for refurbishing old timber doors, joinery, furniture and décor that can be combined with clear finishes and applied over surfaces which are already varnished so that you don't have to sand or strip the woodwork back to bare timber.

 Resene Eighth Thorndon Cream

Add dimension by layering different textures throughout your design. Pair stained timber surfaces with soft textiles, woven rugs, stone or marble and matte and lower sheen Resene SpaceCote finishes on painted areas and accessories. Timber walls stained in Resene Colorwood Walnut, floor painted in Resene Walk-on in Resene Half Pearl Lusta, coat stand and picture frame in Resene Colorwood Hammer, curved side table in Resene Double Pearl Lusta and candleholder and small plant pot in Resene Twizel. Sofa and coffee table from Soren Liv, rug from Nodi.



undertone, a muted taupe like Resene Perfect Taupe adds depth and sophistication, especially when paired with a mid-toned mushroom wood stain like Resene Riverstone.

Teaming stained timber with neutral Resene paint colours is also one of the hottest exterior design trends. Among the most popular trends for colouring contemporary façades is pairing weatherboards in an inky black like Resene Waterborne Woodsman Pitch Black CoolColour and painting the joinery and roof in a similarly deep black like Resene Element CoolColour for a seamlessly uniform look. Or

opt for painted cladding in a soft black like Resene Foundry CoolColour accented with timber stained in Resene Natural wood stain.

Whether you're aiming for a modern Scandinavian-inspired scheme, recreating the authenticity of a mid-century design or opting for a cosy cottage or farmhouse feel, check out this curated selection of adaptable Resene wood stain and neutral combinations you can tailor to fit the vision for your project. Together, these hues can be used to achieve a balanced blend of contrast and harmony that suits a wide range of aesthetics. **BW**

While many of us have favourite neutral Resene paint colours that we come back to time and time again, choosing the right timber finishes to complement them can take a bit more finessing. No matter what type of project you're pulling together, the inherent hue of the wood that's being used for the flooring, wall cladding, ceiling or furniture will likely vary. So even if you use a single Resene timber stain across each of these surfaces and apply the same number of coats, it can still end up looking quite different from one surface to the next.

Fortunately, there are several flexible options for colouring and customising your project's wooden surfaces. Once you get accustomed to how these Resene wood stains and stain colour washes look when applied to popular timber varieties and how they can be further manipulated, you'll take a lot of the guesswork out of choosing the right Resene stain or stain colour wash to get the result you're after. Using tools like Resene testpots on actual material samples or in an inconspicuous area is key to avoiding surprises. Once you and your client are satisfied, these samples can be

provided to your painter to ensure the whole project team is on the same page about how your finished timber should look.

If you are selecting your Resene paint colours first, you'll want to pay particular attention to the undertones that exist in those hues when seeking out companion Resene wood stains and finishes. For the most effortless-looking pairings, keep like with like in terms of tone. A neutral with a slightly reddish undertone will sit flawlessly with similarly reddish wood stain and stain colour wash hues like Resene Meranti or Resene Colorwood Becalm. If you're after a natural, neutral look, it's best to choose stains of a similar depth as your paint colours and avoid harsh contrasts, as a crisp white like Resene Double Sea Fog likely will sit best with a lighter, cooler-toned wood stain such as Resene Driftwood. A hybrid neutral of grey and beige, a greige like Resene Cougar offers the best of both worlds as it pairs just as well with warm wood stains like Resene Nutmeg as it does with cool stains like Resene Treehouse. Warm and inviting, an earthy beige like Resene Canterbury Clay provides an ideal counterpoint to reddish wood stains like Resene Dark Oak. Thanks to its slight violet



Exciting accent colours feel less shouty when surrounded by the inherent visual texture of stained timber clad walls than the same hues would against plasterboard walls painted in a solid neutral hue. Muted reds, earthy greens and greyed blues such as Resene Hot August, Resene Flax and Resene Inside Back are great options for a piece of statement furniture when you want to add a point of difference among your otherwise neutral palette without overpowering the natural appeal of a wood-clad space. Left timber wall stained in Resene Colorwood Dark Ebony, back and right walls, picture frame and shelving unit stain washed in Resene Colorwood Bask, floor and lamp base painted in Resene Digeridoo, table vase in Resene All Black and bench vase in Resene Triple Blanc. Table from Powersurge.

	Resene Black White		Resene Colorwood Breathe Easy
	Resene Half Blanc		Resene Inside Back
	Resene Concrete		Resene Flax
	Resene Quarter Joss		Resene Hot August

Match the undertones of your wood stain selections to those present in your paint colours. Warm wood stains with reddish undertones like Resene Colorwood Meranti pair best with rosy beiges, creams and terracotta browns like Resene Quarter Joss, Resene Half Blanc and Resene Crail while cooler ash-toned stains like Resene Colorwood Ironbark complement deep greys, pale greys or blackened whites like Resene Gravel, Resene Concrete and Resene Black White. Timber wall and bowl stained in Resene Colorwood Walnut, floor painted in Resene Half Pearl Lusta, coat stand and picture frame in Resene Colorwood Hanmer, shelving unit stain washed in Resene Colorwood Breathe Easy, lamp painted in Resene Double Pearl Lusta and candleholders and floor vase painted in Resene Twizel. Rug from Nodi.

top tip

If you are planning to include stained timber surfaces as part of an exterior façade, keep in mind that these surfaces will need to be restained every few years to maintain the look of the wood and protect the substrate from moisture and UV damage. Whenever possible, keep stained timber elements at ground level on accessible areas so that future maintenance is quick and easy for your clients.



Avoid monotony by mixing multiple wood stain colours in a single space. Light oak wall cladding and shelving paired with a darker ebony statement wall and sideboard offers interest through contrast, yet the space also feels harmonious thanks to the shared visual texture of the various woods. Left timber wall stained in Resene Colorwood Dark Ebony, back wall and shelving unit stain washed in Resene Colorwood Bask, floor and footed bowl painted in Resene Digeridoo, plant pot and large vase (on sideboard) in Resene Triple Blanc and smaller vase (on shelf) in Resene Blanc. Sideboard, chair and daybed from Soren Liv.



did you know?

Many stain colours can be tinted into a range of Resene products, so if you discover a colour you like, check with your Resene representative or Resene ColorShop team to see if you can get it tinted into your choice of Resene wood stain or oil. Resene Colorwood can be tinted to Resene Woodsman and Resene Woodsman Cedar Natural Wood Oil colours for interior use. Resene Woodsman Cedar Natural Wood Oil can be tinted to Resene Colorwood colours to use outside.

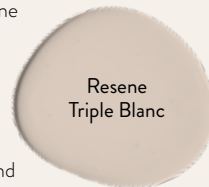


	Resene Colorwood Bealm
	Resene Driftwood
	Resene Dark Oak
	Resene Nutmeg
	Resene Treehouse
	Resene Woodsman Pitch Black

neutral ground

	Resene Blanc		Resene Colorwood Egmont
	Resene Crail		Resene Foundry
	Resene Gravel		Resene All Black

The enduring appeal of pairing wood stains with neutral paint colours has consistently stood the test of time. Combining colours like Resene Colorwood Bask, Resene Colorwood Dark Ebony and Resene Triple Blanc offers practically endless versatility that supports a range of styles spanning from rustic to traditional to contemporary. Timber background and scoop stained in Resene Colorwood Dark Ebony, board and spoon stain washed in Resene Colorwood Bask, juicer in Resene Colorwood Egmont, large bowl painted in Resene Digeridoo and fluted bowl in Resene Triple Blanc.





Choose a light finish like Resene Woodsman Whitewash or a deep stain like Resene Woodsman Canopy for wooden fencing or pergolas to make plantings and natural greenery pop in contrast. Then, choose similarly light and dark Resene neutrals like Resene Thorndon Cream and Resene All Black for the painted surfaces to tie the look together. Back wall painted in Resene Eighth Thorndon Cream, right wall stain washed in Resene Woodsman Whitewash, planter box in Resene Half Thorndon Cream, chequered floor in Resene Walk-on tinted to Resene All Black and Resene Thorndon Cream, trellis screen in Resene Furniture and Decking Oil, chairs and coffee table in Resene Waterborne Woodsman Limed Oak, stool in Resene Woodsman Cedar Natural Wood Oil Tararua, dark plant pot (left) in Resene All Black, small pot (on table) in Resene Eighth Thorndon Cream, light plant pot (right) in Resene Half Thorndon Cream and decorative trivet in Resene Kaimanawa.

- Resene Eighth Thorndon Cream
- Resene Thorndon Cream
- Resene Woodsman Whitewash
- Resene Blondewash
- Resene Wood Oil Ahuriri
- Resene WB Woodsman Limed Oak
- Resene Wood Oil Kaimanawa
- Resene Woodsman Canopy
- Resene Wood Oil Tararua
- Resene All Black



Resene Woodsman Whitewash is perfect for creating a minimalist exterior oasis with an air of Scandi flair. Use Resene Woodsman Decking Oil Stain Natural or Resene Furniture and Decking Oil to give exterior timber decking an 'untouched' look that still provides protection from moisture and sunlight. On patios, enhance basic pavers with the warmth of Resene ConcreteWash tinted to Resene Blondewash as a seamless outdoor extension for homes decorated with warm neutrals. Timber background stained in Resene Woodsman Whitewash, board (left) in Resene Woodsman Cedar Natural Wood Oil in Resene Ahuriri, decorative trivet (right) in Resene Woodsman Cedar Natural Wood Oil in Resene Kaimanawa, bowl in Resene Colorwood Tararua and garden tool handles in Resene English Walnut. Projects by Amber Armitage, images by Wendy Fenwick.

top tip

Rather than trying to lay on timber stains too thickly, increase the intensity of your colour by applying a darker colour or an additional coat. Avoid applying too much stain, as this can adversely affect your product's performance.

Foolproof combinations for a flawless foundation

No matter what style you're after, starting with the right combination of Resene wood stains, stain washes and paint colours will give you an authentic base from which to build out the rest of your design. If you're not sure where to start, look to these classic combinations:

Resene Colorwood Breathe Easy

Known for its pale, neutral-toned finish, this popular stain wash complements a wide range of soft neutral palettes, enhancing a bright and airy ambiance. It is ideal for minimalist or Scandinavian-inspired interiors. Pair timber flooring finished in Resene Colorwood Breathe Easy with soft white walls in Resene Half Thorndon Cream, a beige linen sofa and wooden coffee tables and shelving stained in deep Resene Colorwood Dark Ebony for a reception area that radiates with understated elegance.

- Resene Half Thorndon Cream
- Resene Colorwood Breathe Easy
- Resene Colorwood Dark Ebony

Resene Colorwood English Walnut

Rich and dark, this walnut-toned stain pairs beautifully with cooler greys and whites, lending sophistication to modern or transitional spaces. Stain bathroom millwork in Resene Colorwood English Walnut and pair with pale grey walls in Resene Athens Grey, matte black fixtures and a marble splashback for a contemporary spa-like bathroom with minimalist appeal.

- Resene Athens Grey
- Resene Colorwood English Walnut

Resene Colorwood Mid Greywash

This weathered muted grey stain wash is a coastal classic that is effective for those after a modern take on rustic farmhouse aesthetics when paired with warm beige or taupe. Combine a driftwood-inspired bed frame finished in Resene Colorwood

Mid Greywash with taupe walls in Resene Bison Hide and layers of soft beige bedding grounded with timber flooring stained in Resene Colorwood Deep Oak for a calming retreat infused with a cosy yet contemporary vibe.

- Resene Bison Hide
- Resene Colorwood Mid Greywash
- Resene Colorwood Deep Oak

Resene Colorwood Treehouse

Deep and dramatic, this espresso-hued stain lets your timber surfaces contrast beautifully with crisp white walls for a bold yet balanced aesthetic. Balance light wood cabinetry finished in Resene Colorwood Whitewash and greige walls in Resene Quarter Rakaia with espresso-stained barstools or open shelving to ground an airy contemporary kitchen.

- Resene Quarter Rakaia
- Resene Colorwood Whitewash
- Resene Colorwood Treehouse

Resene Colorwood Natural

Those after a natural, untouched look who want to protect and enhance their timber's natural tone need look no further than this reliable classic that brings an earthy, organic element which fits with virtually any design style. In a creativity-centric commercial office space, stain desks and flooring constructed from reclaimed timber in Resene Colorwood Natural set against a fleecy cream like Resene Merino, a green-edged grey like Resene Hillary and a muted charcoal like Resene Armadillo for a warm and welcoming workspace that feels hospitably casual yet presentably professional.

- Resene Merino
- Resene Hillary
- Resene Colorwood Natural
- Resene Armadillo