



emerge

pick your palette



Resene
the paint the professionals use



3



6



10



16



18



20

design trends

Your guide to evolving hues

Colour is more than a design element – it's an evolving language, shaping the way we experience space, light and texture. As trends shift and new palettes emerge, designers and DIYers find themselves at the forefront of transformation, using colour to influence mood, define aesthetics and create environments that resonate. *emerge by Resene* is your guide to the latest colour directions, offering inspiration and insights into hues that are defining our spaces today and into the future.

From rich, grounding earth tones to ethereal pastels and high-energy statement shades, this colour forecast reflects how we're living, working and seeking balance in our spaces. These palettes offer a curated approach to modern design to provide inspiration for all your upcoming projects.

Whether you're refreshing a single room or conceptualising large-scale projects, these Resene colourways will provide the tools to craft timeless yet forward-thinking spaces. Explore each trend with pairings, finishes and applications that align with contemporary architectural and interior movements.

Let these colours inspire bold creativity, subtle elegance and everything in between. Enjoy!

the Resene team

Resene

the paint the professionals use



13



14



26



29



31

Colours are as close as the printing process allows. Always try a Resene testpot or view a physical colour sample before making your final choice.

coastline canvas



Deep blues and rich greens evoke the mystery and drama of the ocean, bringing a sense of depth and sophistication to interiors. Moody hues like Resene Welcome, Resene Time Traveller and Resene Tangaroa are reminiscent of stormy seas and dense coastal forests, creating a grounding effect while adding a luxurious, enveloping feel to a space. When used on walls, cabinetry or furniture, they offer a bold and contemporary aesthetic, perfect for creating an intimate or cocooning atmosphere.



In this bold toned space, the back wall, shelves and side table are painted in Resene Welcome, cabinet in Resene Time Traveller and floor in Resene Colorwood Bask. Vases, head sculpture and bowl from Smith & Caughey's, chair from Danske Møbler, rug from Baya.

above right: Resene A4 drawdown paint swatches and Resene testpots in (from top) Resene Welcome and Resene Time Traveller.

In this refined dining room the back wall, shelves and side table are painted in Resene Welcome and floor in Resene Colorwood Bask. Vases, head sculpture and bowl from Smith & Caughey's, chairs and table from Danske Møbler.

top tip

Pairing these darker tones with matte finishes enhances their depth, while accents of metallic or glass help reflect light and keep the look balanced. If you have an existing painted finish and desire a matte finish, apply Resene Concrete Clear Flat to reduce the sheen.





Reminiscent of sandy dunes, the back wall and pillar in this space are painted in Resene Akaroa, floor in Resene Tic Tac Toe and tray and pot in Resene Akaroa. Couch from Danske Møbler, mug from Smith & Caughey's, ottoman from Mocka, cushions and rug from Baya, curtain from Curtain Studio.

	Resene Half Sisal		Resene Tic Tac Toe		Resene Key Largo		Resene Colorwood Bask
	Resene Akaroa		Resene Boundless		Resene Tangarua		Resene Colorwood Rising Tide



Resene A4 drawdown paint swatches and Resene testpots in (from top) Resene Morning Haze, Resene Time Traveller and Resene White Noise.

Bold blues meet subtle hues in this room. The back wall is painted in Resene Morning Haze, bedhead, front wall and doorframe in Resene Time Traveller, floor in Resene White Noise and the bottom half of the lantern pendant in Resene Colorwood Rising Tide. Bedding from Foxtrot Home, vases from Smith & Caughey's, chair from Danske Møbler.

Tray in Resene Akaroa, plate in Resene Key Largo, scalloped plate in Resene Boundless, cup in Resene Time Traveller and teapot in Resene Morning Haze.



In contrast, sandy tones like Resene Akaroa, Resene Tic Tac Toe or Resene Half Sisal bring warmth and a natural softness to the palette, echoing windswept dunes and sunlit shores. These neutral shades act as the perfect counterbalance to the intensity of blues and greens, providing a sense of calm and openness.

Used on walls, flooring or upholstery, sandy hues create a relaxed and inviting feel, making a space feel airy and harmonious. Layering different textures – such as linen, woven fabrics and wood stained in Resene Colorwood wood stain – enhances their organic appeal, resulting in a serene coastal-inspired interior that feels effortlessly elegant.

find your way



Resene
Marzipan



Resene
La Bamba



Resene
High Tea



Finding your way in design means embracing the unexpected. Pair warm yellows like Resene Marzipan with cool mauves like Resene High Tea or bold reds like Resene La Bamba. You can also try layering structured patterns with soft, organic textures. These unique combinations challenge traditional rules, resulting in a space that feels fresh and deeply personal.

By blending colours and patterns that might seem unlikely at first, you create a space that tells a story – one that reflects your instincts, inspirations and the joy of discovery.

top tip

When you're using a Resene testpot to confirm colour choices, paint on two coats onto A2 card leaving an unpainted border around the edge. Once dry, move the painted sample around the space during the day and night to see how the colours are affected by the change in lighting.

This playful space is painted, from top, in Resene High Tea, dado in Resene La Bamba, base in Resene Marzipan and 'grout lines' in Resene Meteor. Floor, fruit bowl and chairs in Resene Hampton and pendant and small vase in Resene Bastille.

above right: Resene A4 drawdown paint swatches and Resene testpots in (from top) Resene High Tea, Resene La Bamba, Resene Meteor, Resene Marzipan and Resene Hampton.

Colour collides in this bedroom with a headboard painted in Resene Hampton, headboard border and walls in Resene High Tea, bedside table in Resene La Bamba, light in Resene Marzipan and floor in Resene Colorwood Bark. Vase from Thea Ceramics.





Contrasts and connections define the journey of design – deep blues like Resene Calypso meet vibrant yellows like Resene Hampton, forming striking intersections of light and shadow, order and spontaneity. These bold pairings guide the eye, much like pathways in a city or brushstrokes on a canvas, shaping a space that feels dynamic and intentional. By weaving together structure and fluidity, colour and negative space, you can create a room that not only reflects a personal style but also invites movement, energy and exploration.






Find the perfect colour contrast like blue and yellow. This wall, floor and desk are painted in Resene Calypso, stripes in Resene Hampton, vase in Resene High Tea, artwork in Resene Hampton, Resene Navigate, Resene Calypso and Resene High Tea and stool in Resene Bastille.



Resene A4 drawdown paint swatches and Resene testpots in (from top) Resene High Tea, Resene Navigate and Resene Calypso.

Wall painted in Resene Calypso, stripes in Resene Hampton, floor in Resene High Tea and vases from left in Resene Calypso and Resene High Tea.



-  Resene Meteor
-  Resene Calypso
-  Resene Navigate
-  Resene Bastille
-  Resene Colorwood Bark

out of this world



Grounded yet electrifying, this palette plays with contrast in the most surprising ways. Deep, earthy greens like Resene Go Ben and Resene Kabul create a sense of stability, while sharp acidic yellow-greens like Resene Funk inject energy and boldness. The result is a space that feels both connected to nature and refreshingly unexpected, where subtlety and statement-making hues work in harmony.

It's a reminder that even the most soothing tones can be reimagined with a daring edge.

left: Soothing meets sour in the best way. The front walls and doorway are painted in Resene Go Ben, back wall through doorway in Resene Funk, floor in Resene Colorwood Bark, shelving and side table in Resene Kabul and wall shelving in Resene Go Ben. Chair from Mocka, lamp from Lighting Plus.

top tip

Enhance the depth of earthy greens by staining timber elements with Resene Colorwood wood stains, then use Resene FX Metallic in a shade like Resene Stun to add a subtle shimmer and dynamic contrast.



Like a futuristic skyline, this palette balances structure with playfulness – architectural forms meet daring colour contrasts, where the deep celestial blue of Resene Governor Bay finds its perfect counterpoint in the punchy vibrancy of Resene Funk and Resene Irresistible. Bold yet refined, this mix proves that eye-catching hues don't just make a statement – they shape spaces that feel adventurous, imaginative and truly out of this world.









Resene A4 drawdown paint swatches and Resene testpots in (from top) Resene Governor Bay, Resene Paris White and Resene Irresistible.



top tip

Use a gloss finish such as Resene Enamacryl to hero brighter colours and make them pop.

A mix of bold, cool shades makes this space unique. The back wall, floor and vase are painted in Resene Paris White, front wall, window wall and floor pot in Resene Green Meets Blue, inside of arch, table and chair in Resene Governor Bay and fruit bowl in Resene Irresistible.

	Resene Paris White		Resene Governor Bay
	Resene Funk		Resene Green Meets Blue
	Resene Irresistible		Resene Colorwood Bark

An eye-catching shade, this wall and built-in shelving are painted in Resene Governor Bay, candlestick in Resene Funk, vase (left) in Resene Paris White and vase (right) in Resene Irresistible. Artwork created with Resene Kabul, Resene Revolver, Resene Funk, Resene Green Meets Blue, Resene Paris White, Resene Go Ben, Resene Governor Bay and Resene Irresistible.



forever *flora*



Soft yet full of life, this palette captures the quiet beauty of a flourishing garden at dusk. Muted purples like Resene Marionette and Resene Lola bring a sense of nostalgia and elegance, while layered greens in shades like Resene Tom Thumb, Resene Xanadu and Resene Rainee echo the richness of leaves and stems, grounding the space in nature. It's a timeless take on florals – less about patterns, more about the feeling of stepping into a dreamy, botanical retreat.

Resene testpots in (clockwise from left) Resene Marionette, Resene Tom Thumb and Resene Kandinsky.

A gentle mix of hues creates an inviting space, with walls painted in Resene Tom Thumb and shelf and small bowl in Resene Marionette.

Straight from a meadow, the back wall and kitchen bench are painted in Resene Spanish Green, floor in Resene Kandinsky, stool top in Resene Tom Thumb and chair in Resene Whizz Bang. Side wall in Resene Marionette, jug, round tray and herb planter in Resene Tom Thumb, candlestick in Resene Spanish Green, small bowl and planter (left) in Resene Kandinsky and clock in Resene Bird Flower.



top tip

Bring out the richness of muted purples and greens by pairing them with trims or furniture in Resene Lustacryl semi-gloss waterborne enamel, adding a sheen that enhances the depth and elegance of the palette.





Bold, bright and brilliant, these back walls, lamp and candleholder are painted in Resene Tangerine, floor, chair and large bowl in Resene Whizz Bang and front wall, shelf, wall hook and small bowl in Resene Marionette.



above right: Add a vibrant accent to soothing tones. This wall and floor are painted in Resene Kandinsky, pillar in Resene Tom Thumb, table and stool in Resene Bird Flower, chair in Resene Whizz Bang and planter in Resene Kandinsky. Artwork by Toni Brandso.

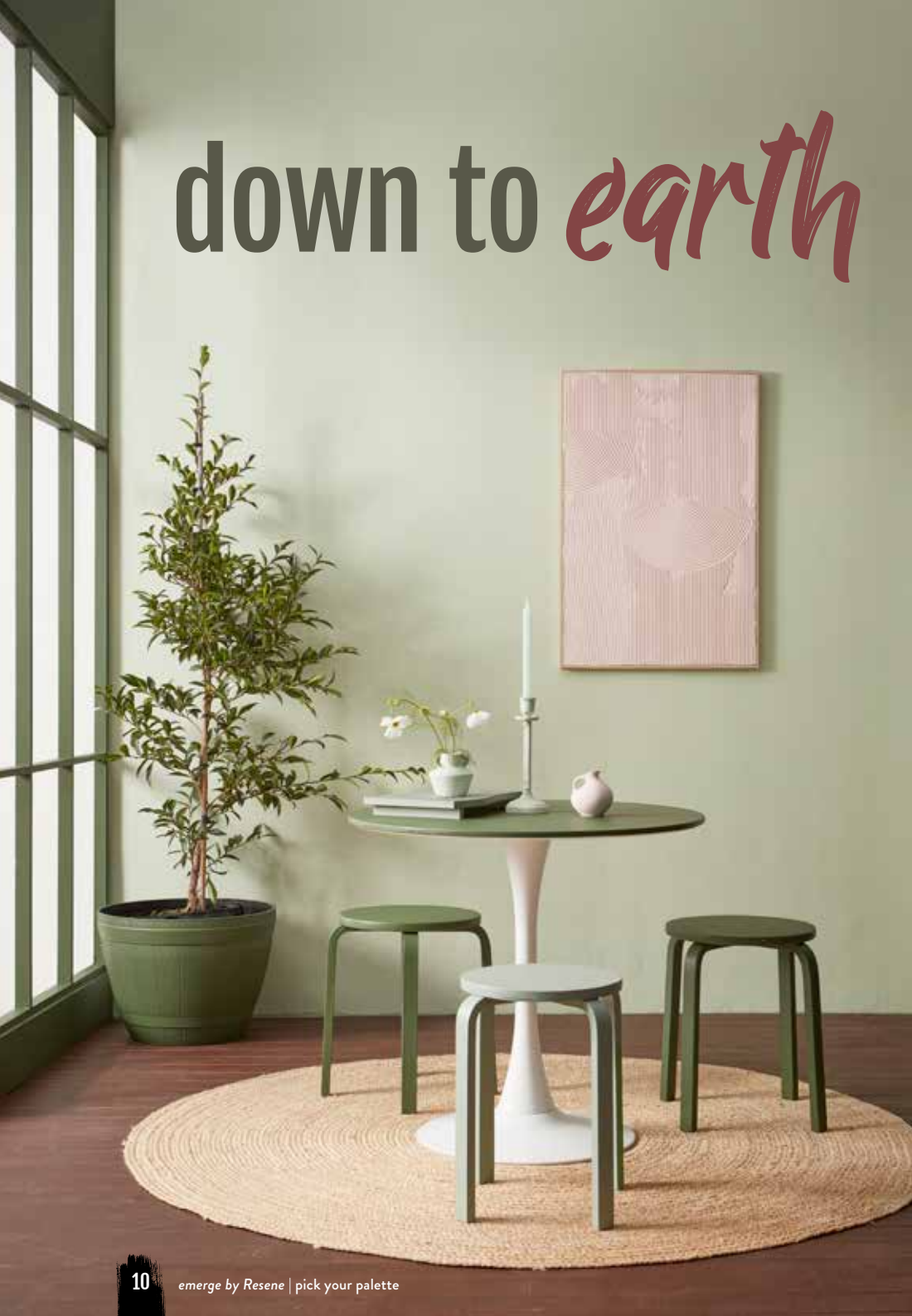
Resene testpots in (clockwise from top left) Resene Kandinsky, Resene Whizz Bang, Resene Bird Flower, Resene Marionette, Resene Spanish Green and Resene Tree Frog. Middle testpot in Resene Tangerine.

Florals with a punch – bold, blooming and unapologetically vibrant. Fiery Resene Tangerine and Resene Grenadier teamed with mauve hues creates striking contrast, while pairing greens with yellow and red weaves in energy and warmth.

Like a bouquet bursting with personality, these colourways are a fearless take on floral-inspired interiors. Be brave, nature's boldest hues can be just as timeless as its softest shades.



down to *earth*



Resene
Avant Garde

Resene
Wasabi

Resene
Dust Storm

Nature's most grounding hues come together in this calming, layered palette of greens. A darker Resene Colorwood wood stain on the flooring also enhances the depth of a space for a strong foundation that anchors the room. Real foliage and natural materials like jute and ceramics bring an organic, textural element, reinforcing the connection to nature and adding a vibrancy to the scene. The result is a space that feels both deeply rooted and effortlessly serene.

.....●

Create a soothing space with walls painted in Resene Pale Leaf. Window frames in Resene Palm Leaf, flooring in Resene Colorwood Bark, pot and far right stool in Resene Palm Leaf, candlestick, small vase and middle stool in Resene Pale Leaf and tabletop and far left stool in Resene Spanish Green. Artwork in Resene Dust Storm.

Resene testpots and Resene A4 drawdown paint swatches in (from top) Resene Palm Leaf, Resene Spanish Green and Resene Pale Leaf.

below: Darker, earthy hues are a natural fit with soothing greens. This wall is painted in Resene Pale Leaf, wood panelling in Resene Spanish Green, flooring stained in Resene Colorwood Bark, pot, table top and lamp base in Resene Palm Leaf and chair in Resene Avant Garde.

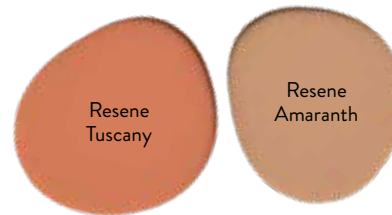




Warm, grounding and full of character, deep, earthy reds like Resene Avant Garde with golden accents like Resene Fuel Yellow feel both bold and cocooning. In contrast, a fresher pastoral green, paired with natural wood furniture and flooring, creates a softer, more organic warmth.

Whether leaning into the richness of deep tones or embracing the lightness of wood and greenery, these hues bring a sense of stability and comfort – grounding in every sense of the word.

Try other grounding hues such as Resene Redwood, Resene Scoria, Resene West Coast and Resene Scrub.



Bring natural materials in to ground spaces. This wall is painted in Resene Wasabi, floor in Resene Amaranth and on sideboard, from left, box in Resene Secrets, vase in Resene Amaranth, tealight holder in Resene Tuscany, planter in Resene Quarter Mondo, artwork in Resene Cest La Vie with frame in Resene Sunbeam and candleholder in Resene Cest La Vie. Sideboard and ottoman from Soren Liv.

Accents can be everything. In this space the wall is painted in Resene Avant Garde, floor in Resene Dust Storm and side table and curved bowl in Resene Fuel Yellow.

	Resene Secrets		Resene Cest La Vie
	Resene Pale Leaf		Resene Quarter Mondo
	Resene Spanish Green		Resene Redwood
	Resene West Coast		Resene Scoria
	Resene Palm Leaf		Resene Colorwood Matai
	Resene Scrub		Resene Colorwood English Walnut
	Resene Sunbeam		Resene Colorwood Bark
	Resene Fuel Yellow		Resene Colorwood Deep Oak

top tip

Use Resene Colorwood in deep, rich tones like Resene Deep Oak, Resene Matai or Resene English Walnut to enhance timber flooring or furniture, adding warmth and depth to complement layered greens. For easy cleaning, finish with Resene Aquaclear to protect and highlight the natural beauty of the wood grain. If an au naturel timber finish is preferred, apply Resene Aquaclear Natural direct to timber to protect its good looks.



in the mood



Softly serene and effortlessly soulful, blend muted greens and blues with gentle whites like Resene Miso and Resene Thorndon Cream for a calm and harmonious ambiance. These hues work in harmony to create a sense of balance and peace, evoking the quiet beauty of natural landscapes. Whether used in layers or as subtle accents, these colours offer a restful retreat, perfect for cultivating a space that soothes the soul.

Try other serene shades like Resene Zen, Resene Moon Mist and Resene Celeste.

Gentle, soulful hues flow through this space with the floor, back wall and vase painted in Resene Thorndon Cream, front wall and doorway in Resene Bud, side table in Resene Siam and lamp in Resene Thorndon Cream.

Wall, floor, lamp, bowl and floor standing vase painted in Resene Thorndon Cream and cabinet in Resene Chicago.





Resene
Thorndon Cream

Resene
Miso



Wall painted in Resene Half Hairy Heath, floor stained in Resene Colorwood Bark and pots painted in (from left) Resene Half Hairy Heath, Resene Shark, Resene Chicago and Resene Thorndon Cream.

Darker hues can be soothing and soulful. These walls are painted in Resene Shark, floor in Resene Thorndon Cream, table and lampstand in Resene Chicago, vase on table in Resene Siam and artwork in Resene Half Hairy Heath and Resene Shark.

Resene A4 drawdown paint swatches and Resene testpots in (from left) Resene Shark, Resene Chicago and Resene Half Hairy Heath.



Earthy warmth meets quiet coolness in this soulful combination of clay tones with deep blues. The grounded, sunbaked hues of shades like Resene Hairy Heath, Resene Tuscany and Resene Twizel provide a natural, enveloping warmth, while the softness of blues like Resene Shark, Resene Lynchpin and Resene San Juan add a sense of tranquillity and depth. Together, they create a balanced and timeless palette that feels deeply connected to nature, bringing both comfort and quiet sophistication to spaces.

Create a cocooning effect with darker colours. This wall is painted in Resene Half Hairy Heath, floor stained in Resene Colorwood Bark, artwork in Resene Half Hairy Heath and Resene Shark, lamp and stool in Resene Shark and bedside table in Resene Half Hairy Heath. Bedding from Foxtrot Home.

- | | | | |
|--|------------------|--|--------------------|
| | Resene Celeste | | Resene Zen |
| | Resene Moon Mist | | Resene Tuscany |
| | Resene Lynchpin | | Resene Twizel |
| | Resene San Juan | | Resene Hairy Heath |



take a chance



Daring yet undeniably uplifting, golden yellow brings a fresh energy contrasted with favourite Resene neutrals. Bold choices can be surprisingly timeless. Whether used in crisp stripes or layered with texture, it radiates warmth and optimism – perfect for both homes and commercial spaces.

Meanwhile, deep maroons paired with striking blue or yellow accents create a dynamic contrast, offering a rich and unexpected twist on classic colour pairings.

Bold hues make this dining space intimate and fun. The back wall and pillar are in Resene Spitfire, floor in Resene Sugar Loaf, vase in Resene Dark Knight and artwork in Resene Breeze, Resene Malibu and Resene Pizza. Table and chairs from Soren Liv.

left: Take a chance with bold hues and patterns, like this space, with stripes painted in Resene Pizza and Resene Sugar Loaf, left wall and pillar in Resene Sugar Loaf, tongue-and-groove panel in Resene Pizza, flooring in Resene Colorwood Breathe Easy, floor vase in Resene Half Hairy Heath and bowl in Resene Spitfire. Chair, coffee table and ottoman from Soren Liv, rug from Nodi, lamp from Lighting Plus.

Resene
Pizza

Resene
Colorwood
Breathe Easy

Resene
Sugar Loaf

top tip

For crisp, clean lines when painting stripes or colour blocking, use high-quality painter's tape. Once the tape is in place, lightly seal the edges with the base colour to prevent bleeding. Once dry, apply your topcoats.

Be bold while maintaining a cohesive look through colour. This back wall is painted in Resene Scoria, chequered floor in Resene Tenor and Resene Dover White, bench in Resene Zorba, floor vases in (left) Resene Leather and Resene Quarter Tea and bowl on bench in Resene Quarter Tea. Chair and lamp from Soren Liv.



Take a chance and combine colours that you wouldn't think pair together. This back wall is painted in Resene Breeze, left wall in Resene Sugar Loaf and accented planter in Resene Half Hairy Heath. Couch and side table from Soren Liv.

- | | | | |
|--|--------------------|--|--------------------|
| | Resene Quarter Tea | | Resene Leather |
| | Resene Dover White | | Resene Tenor |
| | Resene Zorba | | Resene Dark Knight |

Taking a chance with colour leads to the most exciting spaces. Team the earthy clay tones of Resene Half Hairy Heath with the refreshing sky blue of Resene Malibu for an effortless blend of warmth and lightness. Meanwhile, a chequered floor sets the stage for a mix of other unexpected elements – red leather, dried florals and rustic textures.

These bold yet balanced pairings celebrate creativity and stepping outside the expected where true style is found.



golden hour



Bathed in golden light, shades like Resene Half Sour Dough infuse spaces with a soft, sun-kissed glow. These barely there cosy hues radiate warmth and joy, effortlessly complementing wooden textures and deep, grounding accents. Paired with floral artwork, they bring a sense of liveliness and nostalgia, making any space feel welcoming and full of character. They are also neutral enough to allow you to play around with any style of décor.



This space is warm and inviting with back walls painted in Resene Anglaise with left side wall in Resene Half Scotch Mist, wall panelling in Resene Brown Pod and floor in Resene Half Sour Dough. Settee, screen and lamp from Ligne Roset, stool from Good Form.

left: Sun-drenched and soothing, these walls and window frames are painted in Resene Half Sour Dough and floor painted in Resene Walk-on in Resene Alamo. Dining table from Matisse, chairs from Soren Liv, artwork from Sanderson Gallery, rug from Baya, vase from Ligne Roset, glasses and fruit stand from Tessuti, diffuser from Faradays, large bowl from ECC.

top tip

Floors and paths can be easily refreshed with Resene Walk-on flooring and paving paint. For interiors finish in Resene Concrete Wax for an easy care finish. On exterior areas, add Resene Anti-Slip Grip Additive for extra slip resistance.



Bring a touch of Tuscany and warmth indoors. This back wall is painted in Resene Alamo with Resene FX Paint Effects Medium mixed with Resene Half Sour Dough over the top, 'terracotta tiled floor' in Resene Pendragon with 'grout lines' in Resene Half Sour Dough and side board painted in stripes of Resene Half Scotch Mist and Resene Pendragon. Serving bowl from Città, John Derian Picture book from Tessuti.



Back wall painted in Resene Alamo with Resene FX Paint Effects Medium mixed with Resene Half Sour Dough over the top, window in Resene Half Sour Dough and 'terracotta tiled floor' in Resene Pendragon with 'grout lines' in Resene Half Sour Dough. Rattan 'jar' from Ligne Roset.



Earthy terracotta tones, whether in accessories or a striking tile floor painted in Resene Walk-on, evoke the warmth of sun-drenched landscapes. When balanced with soft, warm whites, the result is a relaxed yet refined palette – perfect for creating a space that feels both grounded and luminous. An interplay of textures and natural elements enhances the inviting, timeworn beauty of these hues.

Opt for a warm hue for a cosy backdrop. This back wall is painted in Resene Anglaise, desk tray in Resene Brown Pod, pen holder in Resene Pendragon and small vase in Resene Alamo. Desk from Ligne Roset, vase, notepad and pencil from Tessuti.



hue dares



Bold, pigmented hues like Resene Resolution Blue command attention, bringing vibrancy and energy into a space. When paired with the warmth of dusky reds like Resene Coral Tree, the result is a rich and dynamic contrast that is both daring and sophisticated.

To ground these saturated shades, if you feel they need it, introduce deep wood stains or textured fabrics in browns and earthy tones – anchoring the boldness with natural warmth. Or to add a touch of lightness to the look, finish timber flooring and furniture with the Resene We Speak Beach stain colour wash range.

Try similar colourways using bold blues such as Resene Tory Blue and Resene Bondi Blue paired with accents of Resene Florentine Pink and Resene Hot August.

Find beauty in the bold. In this living space, the wall, shelf and cabinet are painted in Resene Resolution Blue and the floor is stain colour washed in Resene Colorwood Breathe Easy. Side table and book ends from Soren Liv, artwork by Greer Clayton from Parnell Gallery, table lamp from Kayu Studio, couch, coffee table, tray and basket from Slow Store, cushion from Città, rug from Baya.

Background stain colour washed in Resene Colorwood Breathe Easy. Resene testpots in (clockwise from top) Resene Prairie Sand, Resene Bianca, Resene Resolution Blue and Resene Coral Tree.





If a full embrace of bold colour feels overwhelming, balance the intensity of the shade with lighter, softer elements or consider using them on a feature wall alone. Crisp whites and stain washed flooring temper the richness of hues, creating a space that feels fresh yet impactful. Whether used as a statement wall or through carefully chosen accents, a vibrant, pigmented colour offers endless ways to add personality and depth to an interior.

Bold hues like Resene Coral Tree on this wall can be breathtaking. The floor is stain colour washed in Resene Colorwood Breathe Easy. Table and chairs from Soren Liv, jug, glass and bowl from Slow Store.

Add shapes and patterns to break up bold spaces. This back wall is painted in Resene Resolution Blue, front wall and slats in Resene Bianca and floor in Resene Colorwood Breathe Easy. Artwork by Shona Mackenzie from Parnell Gallery, basket from Slow Store.



top tip

When using white as an accent with bold colours, choose a white that shares the same undertone as your bold hue. Pair a warm-toned bold colour like Resene Tall Poppy with a warm white like Resene Rice Cake or a cool-toned bold colour like Resene Resolution Blue with a cool white like Resene Black White. This creates a colour connection that enhances both colours.



soft spot



Embrace a relaxed and serene atmosphere with a soft coastal palette of whites and warm wood tones. This timeless combination evokes a sense of calm and openness, bringing the easy, breezy feel of the seaside indoors. Layered textures, natural fibres and soft linen accents enhance the effortless charm, for a space that feels inviting and tranquil.

Try other lighter wood stains that evoke a coastal feel such as Resene Colorwood tinted to shades like Resene Natural, Resene Bask, Resene Becalm and Resene Whitewash.

Dine at ease with gentle neutrals. These walls are painted in Resene Meringue and floor stain colour washed in Resene Colorwood Breathe Easy. Dining table from Soren Liv, chairs from Slow Store, pendant from Lighting Direct, bowl, tumblers, tablecloth and books from A&C Homestore, vase from Kmart.

left: Relax with neutral walls painted in Resene Meringue. Wall through doorway in Resene Alabaster, floor in Resene Colorwood Breathe Easy, large planter in Resene Foundation and small pot on table in Resene Yogi. Sofa, coffee table, console and chair from Soren Liv, table lamp and portable lamp from Slow Store, cushions and books from A&C Homestore.



Resene
Colorwood
Whitewash

Resene
Colorwood
Breathe Easy

Resene
Colorwood
Natural

Resene
Colorwood
Becalm

Resene
Colorwood
Bask

Pastel blues like Resene Morning Haze paired with warm, gentle beiges and whites are instantly soothing. These muted hues work harmoniously to instil a sense of balance and relaxation, making a space feel airy yet comforting. Whether through painted walls, soft furnishings or delicate accents, this palette embraces understated elegance, offering a timeless sanctuary.

Gentle misty blues make for great bedroom hues, like this tongue-and-groove wall painted in Resene Morning Haze and floor in Resene Colorwood Breathe Easy. Bed and drawers from Mocka, duvet from A&C Homestore, lamp and books from Slow Store, cushion, pot, tray, Dr. Seuss book and squishy toy from Kmart.

Give walls interest and depth. This wall is painted in Resene Open Sesame with Resene FX Paint Effects Medium mixed with Resene Foundation applied over the top and floor stain colour washed in Resene Colorwood Breathe Easy. Table from Soren Liv, bed from Mocka, pillowcases, duvet and quilt from A&C Homestore, green pillowslips from Foxtrot Linen, lamp from Lighting Direct.

	Resene Alabaster		Resene Open Sesame
	Resene Meringue		Resene Yogi
	Resene Foundation		Resene Morning Haze



spice it up











Deep, spicy reds bring warmth and drama, especially when paired with rich wood tones and other warm toned décor. This bold yet inviting palette creates a sense of depth and sophistication, perfect for adding character to a space. Whether through statement walls, textured fabrics or layered accessories, these hues evoke a sense of richness and comfort.

- Spice things up with walls painted in Resene Red Oxide.
- Sofa and coffee table from Matisse, artwork from Sanderson Gallery, carafe and glasses from Tessuti.
- left: Deep reds create a cosy option for living rooms. The back wall and through doorway are painted in Resene Red Oxide, doorway and ceiling painted in Resene Redwood and floor stained in Resene Colorwood Bark. Sofa, lamp and coffee table from Matisse, rug and pot from Ligne Roset, stool from Soren Liv, linen bowl from ECC, pear, carafe and glasses from Tessuti.



Chocolatey browns and earthy clay tones provide a reassuring foundation, while warm whites like Resene Thorndon Cream soften and balance the look.

Pops of deep red in accessories add just the right amount of vibrancy, creating a layered and inviting aesthetic. This palette blends timeless elegance with a contemporary edge, making spaces feel both cosy and refined.

	Resene Alabaster		Resene Pioneer Red
	Resene Half Sour Dough		Resene Red Oxide
	Resene Toffee		Resene Brown Pod
	Resene Redwood		Resene Colorwood Bark

Bring back brown and all its richness. These walls are painted in Resene Brown Pod. Artwork created with Resene Half Sour Dough, Resene Toffee and Resene Brown Pod and vase painted in Resene Brown Pod. Console table from Good Form.

These neutral walls are painted in Resene Thorndon Cream, floor stained in Resene Colorwood Bark, small (white) vase painted in Resene Alabaster and pot (far right) in Resene Pioneer Red. Cabinet and coffee table from Mocka, rug, sofa and artwork from Danske Møbler, light from Lighting Direct, side table, glass, candle, vases, throw and cushion from A&C Homestore, books from Tessuti.



Resene Thorndon Cream

top tip

For a lustrous finish on furniture or trim, use Resene Enamacryl, a high-gloss waterborne enamel that pairs well with deep reds and wooden elements. Or to highlight already painted walls, apply Resene Concrete Clear gloss to raise the sheen.



simply put



A carefully layered palette of whites – such as Resene Black White, Resene Alabaster and Resene Meringue – creates a refined, airy feel, while clean black accents add definition and contrast. This minimal yet sophisticated approach allows light to play beautifully in each space, highlighting subtle textures and materials.

The simplicity of this palette reminds us that white is anything but boring – it's a canvas for effortless elegance.

Layer neutrals to create a dreamy design with depth. These walls are painted in Resene Meringue, through archway in Resene Alabaster and floor in Resene Colorwood Breathe Easy. Sofa from Soren Liv, armchair and table from Slow Store, floor vase and books from A&C Homestore, floor lamp from Lighting Direct.



Walls painted in Resene Designer White, floor in Resene Walk-on in Resene Alabaster and floor vase in Resene Alabaster. Mirror from Danske Møbler, artwork by Calla Wu-Zheng from Endemic World.

Dreaming of whites and neutrals. These walls are painted in Resene Black White, floor in Resene Walk-on in Resene Alabaster, chair and lamp base in Resene Black and vase in Resene Alabaster. Table from Mocka, lamp from Lighting Plus, artwork from Danske Møbler, books from A&C Homestore.

top tip

Layer different strengths of the same shade to create depth and interest, such as using Resene Alabaster on your walls and Resene Quarter Alabaster for trims or ceilings. The subtle variation in tones will add dimension and prevent the space from feeling flat, while still maintaining a soft, cohesive look. See the Resene whites & neutrals collection for up to six strength variations of popular hues.









Greys are calming and inviting, especially in living spaces. These walls are painted in Resene Flotsam, window frame in Resene Invincible, floor stain colour washed in Resene Colorwood Shade, stool in Resene Half Jumbo with Resene FX Pearl Shimmer over the top, vases along shelf, from left, in Resene Tua Tua and Resene White Thunder and artwork created with Resene White Thunder, Resene Greige, Resene Flotsam and Resene Invincible. Sofa and coffee table from Soren Liv, cushion from A&C store.

- | | | | |
|--|---|---|--|
|  Resene Quarter Alabaster |  Resene Designer White |  Resene Half Jumbo |  Resene Invincible |
|  Resene Meringue |  Resene White Thunder |  Resene Tino Pai |  Resene Colorwood Shade |



Background painted in Resene Masala with Resene FX Paint Effects Medium mixed with Resene Greige over the top. Resene testpots in (from top) Resene Invincible and Resene Greige. Chopping board in Resene Invincible, vase in Resene Jumbo and fruit bowl stain colour washed in Resene Colorwood Bask. Grey marble from Italian Stone, black knob from Archant, rug from Nodi, sculpt fabric from Kirk by Design and wood in Resene Colour Enhance Japan Black mixed with Resene Aquaclear.

- | | |
|---|---|
|  Resene Masala |  Resene Colour Enhance Japan Black |
|---|---|

- | | |
|--|---|
|  Resene Alabaster |  Resene Colorwood Breathe Easy |
|  Resene Black White |  Resene Colorwood Bask |
|  Resene Jumbo |  Resene Black |

Darker neutrals add sophistication and depth. These walls and doorway are painted in Resene Masala with Resene FX Paint Effects Medium mixed with Resene Greige over the top, flooring in Resene Half Jumbo with Resene FX Paint Effects Medium mixed with Resene Greige over the top, sideboard and vase on table in Resene Invincible, stool in Resene Tino Pai, curved bowl on table in Resene Tua Tua and fruit bowl in Resene Flotsam. Dining table and chairs from Soren Liv, lamp, cocktail glass and books from A&C Homestore.



Whites make the perfect backdrop, allowing textures, patterns and personal style to shine. Whether opting for cool, grey-toned whites for a modern feel or warmer whites for a cosy atmosphere, this palette is endlessly adaptable. Dark neutrals, on the other hand, add depth and drama, creating a striking contrast that enhances architectural details and brings a sense of sophistication to any space.

In an office, crisp whites promote focus and clarity; in a bedroom, soft whites create a restful retreat; in a living space, layered neutrals set a calming, timeless tone. Thoughtfully placed décor and patterned textiles can also bring warmth and personality, so your spaces can be both dynamic and inviting.











the full effect



Resene FX Paint Effects Medium is a versatile medium designed to create a variety of decorative finishes, such as ragging, sponging and limewash effects. When mixed with your chosen Resene colour and applied over a basecoat, it allows for the creation of unique textures and patterns, adding depth and character to any interior or exterior surface. This medium offers an infinite number of colour combinations, providing a unique alternative to traditional wall coverings.

Add a subtle, shimmering finish to walls and surfaces with Resene FX Pearl Shimmer. Applied over a tinted basecoat, it introduces a soft sparkle, enhancing visual interest and adds a touch of elegance to any colour scheme.

	Resene Eighth Blanc		Resene Double Parchment
	Resene Kinship		Resene Canterbury Clay
	Resene Half Tea		Resene Half Grey Chateau
	Resene Tua Tua		Resene Colorwood Bask

Add a unique touch with special effects. This back wall is painted in Resene Triple Blanc with Resene FX Paint Effects Medium mixed with Resene Canterbury Clay over the top, front wall painted in Resene Triple Blanc with Resene FX Paint Effects Medium mixed with Resene Eighth Blanc over the top, floor stain colour washed in Resene Colorwood Bask and bowl painted in Resene Tua Tua. Chair from Good Form, book from Smith & Caughey's.

top tip

When working with Resene FX Paint Effects Medium, always test your chosen technique on a sample panel first before applying it to the main surface. Colours and technique can be refined to ensure the desired effect is achieved, and the panel can be used as a reference for the whole project.

Resene Triple Blanc



Add something special to showcase your treasures. These walls, skirting and panelling are painted in Resene Kinship, panelling interior and vase in Resene FX Pearl Shimmer and floor in Resene Half Grey Chateau. Light from Good Form, bust from Smith & Caughey's.

Dress up walls with a special paint effect that is bound to get the conversation started. This arch is painted in Resene Double Parchment, back wall painted with a base layer of Resene Sandtex in Resene Double Parchment with Resene FX Paint Effects Medium mixed with Resene Allspice over the top and tall jug painted in Resene Half Tea. Vase from Smith & Caughey's, cups and trivet from Good Form.



Resene Sandtex brings depth and texture to surfaces with its unique Mediterranean-style finish. This tough, acrylic coating replicates the look of natural sandstone, adding dimension and durability to both interior and exterior spaces. Ideal for disguising surface imperfections or creating a striking feature wall, Resene Sandtex can be applied using different techniques to achieve an artisan brushed or more evenly textured finish.

Add character and depth to any space with Resene FX Faux Rust Effect, a specialty coating that replicates the rich, weathered look of real rust. Perfect for designers and homeowners wanting to introduce an industrial, aged or rustic aesthetic, this effect brings instant patina to walls, furniture or decor.

Whether used for feature walls, garden sculptures or statement pieces, Resene FX Faux Rust Effect creates a striking contrast against modern finishes and natural materials, adding warmth, texture and a sense of history to any project.







Create an aged effect that adds character. Left of wall is in Resene FX Faux Rust Effect and right of wall painted in Resene Half Sisal with Resene FX Paint Effects Medium mixed with Resene Half Blanc over the top for a limewash effect. The floor is stain colour washed in Resene Colorwood Bask and pots painted in Resene SpaceCote Flat in Resene Charcoal. Left pot in Resene FX Faux Rust Effect.


Background, pot and tray in Resene FX Faux Rust Effect.

top tip











For a refined finish, apply Resene Sandtex with a brush in a criss cross technique for a textured style reminiscent of Mediterranean buildings.

	Resene Half Blanc		Resene Allspice
	Resene Half Sisal		Resene Charcoal

Al fresco anyone? This wall is painted in Resene Sour Dough with Resene FX Paint Effects Medium mixed with Resene Blanc applied on top, floor in Resene ConcreteWash satin tinted to Resene Claywash and plant pots in (from left to right) Resene ConcreteWash satin in Resene Claywash and Resene Stonewash, applied using a criss cross brush technique for a visually textured effect.



This relaxed, beachy bedroom is inviting and calming. The back wall is painted in Resene Half Biscotti, floor in Resene Colorwood Breathe Easy, ply wall in Resene Colorwood Becalm and trellis headboard, stool and rack in Resene Colorwood Bask. Bag and scarf from Kmart, rug from Mocka, duvet and pillowcases from Foxtrot Home, throw and blush and tobacco cushions from Adairs.

-  Resene Colorwood Breathe Easy
-  Resene Colorwood Becalm
-  Resene Colorwood Bask
-  Resene Blanc
-  Resene Thorndon Cream
-  Resene Half Biscotti
-  Resene Wafer
-  Resene Sour Dough
-  Resene Claywash
-  Resene Stonewash

top tip

Apply wood wash finishes in thin, even layers, following the grain of the surface. Or use Resene Colour Enhance White mixed with Resene Aquaclear to create a whitewash finish to suit your project.

Bring out the beauty of raw, weathered surfaces with Resene ConcreteWash and Resene We Speak Beach washes. These specialist coatings are designed to enhance and protect materials while maintaining a soft, natural aesthetic.

Resene ConcreteWash gently ages concrete, toning down its harshness and giving it a refined, lived-in look that blends effortlessly into contemporary, industrial or fresco-like spaces.

Resene We Speak Beach washes work their magic on timber, lightening the surface to replicate the sun-worn, salt-kissed appearance of driftwood – perfect for coastal-inspired homes or relaxed outdoor settings. Whether refreshing concrete patios or transforming timber cladding, these washes offer an easy way to achieve a naturally aged effect with lasting durability.

Background plywood stain colour washed in Resene Colorwood Becalm, floorboard and wooden vase in Resene Colorwood Breathe Easy, trellis headboard in Resene Colorwood Bask, small bowl in Resene Thorndon Cream and book in Resene Wafer. Throw from Adairs.



wood works



In this Japanese meets Scandi space the plywood panels on the back wall and coffee table are finished in Resene Colour Enhance Japan Black mixed with Resene Aquaclear satin, floor in Resene Colour Enhance Japan Black mixed with Resene Qristal ClearFloor, side wall and column in Resene Black Sand, stool in Resene Colorwood Walnut, tray in Resene Black Sand and large wooden bowl in Resene Colorwood Walnut. Kettle, mugs and lamp from Public Record, armchairs from Mr. Bigglesworthy.

Wood stains offer a timeless way to enhance the natural beauty of timber, whether you're after a deep, moody finish or a soft, sun-washed look. Dark stains like Resene Colorwood Pitch Black or medium tones like Resene Colorwood Walnut bring richness and sophistication to interior spaces, grounding a room with warmth and depth. For a lighter, more natural aesthetic, softer stains like Resene Colorwood Natural allow the wood grain to shine through, creating an airy and relaxed feel.

Outdoors these same colours tinted into Resene Woodsman stains provide durable protection while enriching the timber's character, making them ideal for everything from decks to cladding. Whether bold or subtle, wood stains are a versatile tool for bringing out the best in natural surfaces.

Celebrating the natural beauty of the timber, this wall is stained in Resene Colorwood Walnut, floor painted in Resene Walk-on in Resene Half Pearl Lusta and coat stand and picture frame finished in Resene Woodsman Cedar Natural Wood Oil in Resene Hanmer. Sofa and coffee table from Soren Liv, rug from Nodi.

Spend time outdoors all year round with outdoor rooms designed for all weather. Back wall painted in Resene Eighth Thorndon Cream, planter box in Resene Half Thorndon Cream and floor 'tiles' in Resene Lumbersider Low Sheen in Resene All Black and Resene Thorndon Cream. Trellis finished in Resene Furniture and Decking Oil, outdoor chair and coffee table in Resene Waterborne Woodsman Limed Oak, wooden stool (left) in Resene Woodsman Cedar Natural Wood Oil in Resene Tararua, small pot on table in Resene Eighth Thorndon Cream, wooden planter box (left) in Resene Woodsman English Walnut and wooden bowl (on table) in Resene Woodsman Cedar Natural Wood Oil in Resene Tongariro.

- | | | | |
|--|---------------------------------|--|-----------------------------------|
| | Resene Eighth Thorndon Cream | | Resene Wood Oil Hanmer |
| | Resene Half Pearl Lusta | | Resene Wood Oil Tongariro |
| | Resene Half Thorndon Cream | | Resene Wood Oil Tararua |
| | Resene All Black | | Resene Colour Enhance Japan Black |
| | Resene WB Woodsman Limed Oak | | |
| | Resene Colorwood Natural | | |
| | Resene Colorwood Walnut | | |
| | Resene Colorwood English Walnut | | |
| | Resene Colorwood Pitch Black | | |

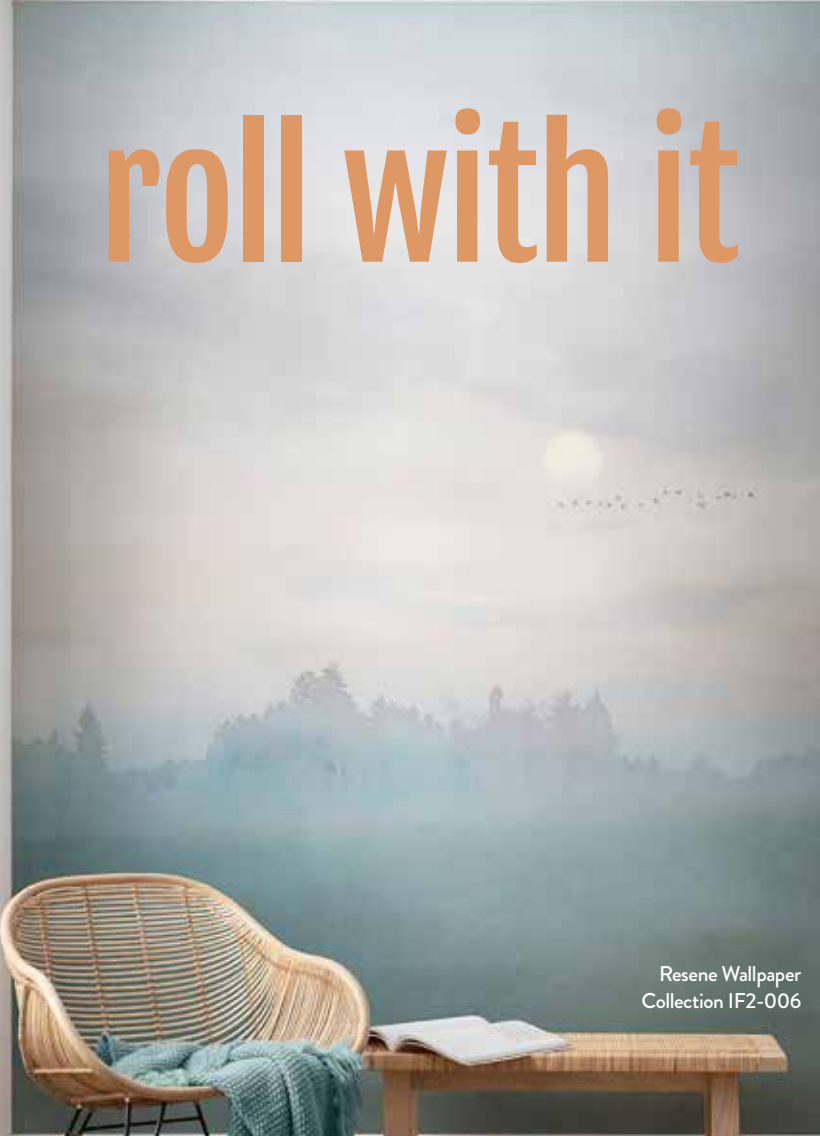
top tip

Rejuvenate timber with your own custom stain finish by blending Resene Aquaclear (for walls) or Resene Qristal ClearFloor (for flooring) with your choice of Resene Colour Enhance.



Resene Black Sand

roll with it



Resene Wallpaper
Collection IF2-006

Wallpaper is one of the most versatile tools in interior design, offering endless possibilities in colour, pattern and texture. Whether it's a bold, graphic print making a statement in a lobby or sitting room, a soft landscape mural bringing charm to a bedroom or a textured finish adding depth to a living room, wallpaper transforms spaces effortlessly. With Resene's extensive wallpaper range, you can roll with any style – maximalist, minimalist or somewhere in between – allowing walls to tell a story.

top tip

If you're hesitant about committing to a full room of wallpaper, start with a feature wall in a bold print or texture to add depth and character without overwhelming the space.



Resene Wallpaper
Collection IF4-066



Resene Wallpaper
Collection 39656-1



Resene Wallpaper
Collection R543766

Beyond feature walls, wallpaper can be used in unexpected ways to bring a unique touch to a space. Use a nature mural for an unexpected design moment, pairing it with your favourite bold Resene colours, line the back of shelving to add depth or use a textured finish to create warmth in a neutral room.

From subtle geometrics to rich botanical prints, wallpapers give designers and homeowners the freedom to experiment with colour and character, turning ordinary surfaces into works of art.

top tip

It's always best to view a physical sample of wallpaper to appreciate its design, texture and colour. View the full Resene Wallpaper Collection at your local Resene ColorShop.



Resene Wallpaper
Collection 39647-3



Resene Wallpaper
Collection
IFSH4-072



Resene Wallpaper
Collection M33407

Whether you're looking to make a bold design statement or create a calming backdrop, the Resene Wallpaper Collection brings texture, colour and character to any space. This vertical timber slat design adds depth and architectural interest with its clean, linear rhythm, ideal for modern or moody interiors. Or perhaps you'd like a soft geometric style that plays with form for a sophisticated, artistic vibe – perfect for contemporary living areas. Meanwhile, a delicate floral design can bring a sense of warmth and whimsy, ideal for bedrooms or restful retreats.

Resene Wallpaper
Collection DGILA203



Resene Wallpaper
Collection 33960



Resene Wallpaper
Collection 1037319



Resene Wallpaper
Collection 33954



We're here to help you get decorating

Try out your favourite colours

Resene testpots are the best way to try out your colour choices. They're available from your local Resene ColorShop or reseller or you can order online at shop.resene.com/testpots.

Thousands of Resene colours are also available as A4 screen-printed paint swatches, known as drawdowns. Order from the Resene website, www.resene.com/drawdowns, or browse through the instore library of swatches at Resene ColorShops and resellers.

Need more colour advice?

Visit your Resene ColorShop or use the free online Ask a Resene Colour Expert service, www.resene.com/colourexpert.

Need technical advice?

Use the free online Ask a Resene Paint Expert service, www.resene.com/paintexpert, visit your Resene ColorShop or call 0800 RESENE (737 363) in New Zealand or 1800 738 383 in Australia.

Need to see a Resene rep, in person or virtually? Book a visit online, www.resene.com/repvisit. Or find contact details for your local specifier team online, www.resene.com/meet-the-team.

Find the right paint for your project

See the Resene Recommended paint systems brochure for the right paints to use, inside and out. Pick up a free copy at your Resene ColorShop or reseller or view online at www.resene.com/recommendedpaints.

Or for more complex projects, use free Resene TechSpec to choose the right products for your project or ask our team to create a customised specification for you, www.resene.com/techspec.

Find your nearest Resene ColorShop or reseller

Simply visit www.resene.com/colorshops or call 0800 737 363 (NZ) or 1800 738 383 (Australia).

Get more inspiration

For more paint and decorating ideas and how-to projects, check out the Resene website at www.resene.com.

For gorgeous home projects, themes and more colour ideas, visit www.habitatbyresene.co.nz.

Looking for wallpaper?

Resene has a huge range of wallpaper to suit all tastes. View a taste of the designs online, www.resene.com/wallpaper, and the full collection at your local Resene ColorShop.







Keep up to date

We'll have regular updates for you with Resene email newsletters. If you haven't already, sign up today at www.resene.com/enews.

Remember you only get authentic Resene colours when you use Resene tinters in Resene paint bases. Resene decorative tinters with no added VOCs and the true Resene colour formulations are unique and only available from Resene. So, make sure you insist on genuine Resene products and tinters for your project.

Background in Resene Black White with A4 drawdown paint swatches and testpots in (from left to right) Resene Thorndon Cream, Resene Chicago and Resene Shark.

	Resene Black White		Resene Chicago
	Resene Thorndon Cream		Resene Shark

The contents of *emerge by Resene* are copyright and may not be reproduced in any form without the written permission of Resene. Opinions expressed in *emerge by Resene* are not necessarily those of Resene or the publisher. No responsibility is accepted for the authors' suggestions or conclusions, or for any errors or omissions. Copyright 2025 Resene Paints Ltd.



Resene

the paint the professionals use

In Australia: www.resene.com.au
1800 738 383

In New Zealand: www.resene.co.nz
0800 RESENE (737 363)

For more inspiration on fresh trends, colours and wallpapers, see the latest looks on the Resene website, www.resene.com/latestlooks, get a taste of the latest wallpaper releases, www.resene.com/wallpaper, and visit your Resene ColorShop or reseller.

emerge by Resene is created and printed at SCG, www.scg.net.nz, who are net carbon zero certified. Please recycle.

