




unexpected

Resene Zeus 

Don't limit your wallpaper by just using it on your walls. Wallpaper can be used in a variety of unexpected and fun ways, big and small. Cover books and old tins to use as pen pots or decorate the front of a chest of drawers or the back of a set of shelves.


Below, Resene Wallpaper Collection 103780973 is used in the wall recess to give it interest and make it a focal point in the room. Make it your own by adding shelves for your personal accessories and trinkets to go on.

If you find a Resene wallpaper you love, why not get it cut to a certain size, frame it and use it as a piece of art. Hang multiple panels of the same design for a triptych effect that you can move to other rooms or take with you when you move house.

Resene Wallpaper Collection 103780973



Resene Wallpaper Collection LA001

Resene Carefree 

off the wall

Paint is always a good way to smarten up furniture, but adding wallpaper brings a whole new dimension.



Resene Wallpaper Collection RD124

Use wallpaper to create sophisticated and stylish lighting. Or how about creating your own unique headboard using your favourite Resene wallpaper?

This DIY drum light uses an anaglypta pattern, Resene Wallpaper Collection RD124, inside the light, which has been painted in a metallic paint colour to provide a simple, chic look. The outside is painted in Resene Nero.

If you're having trouble finding a headboard you like, make your own. The panels on this headboard use Resene Wallpaper Collection M37414 with a frame painted in the complementary shade of Resene Spanish Green.

Resene Wallpaper Collection M37414





one-of-a-kind

Can't find the right mural or wallpaper to suit your decorating plans? Why not create your own wallpaper using Resene WallPrint.


Simply upload your high quality photo of your family, pets or favourite holiday destination or your own artful composition, create your own design or choose from the gallery of images then adjust the scaling to create a perfectly sized feature wall. Once you've finished and ordered your design, it's printed onto wallpaper strips for you. Each strip is numbered making it easy to hang the wallpaper and enjoy your one-of-a-kind wall.

Create your own wallpaper at www.resene.com/wallprint.

top tip

Try to choose high-quality images with fine detail and large file sizes that have not been compressed for a cleaner printed image.



Resene
Half Inside Back 



whimsical and wild

Add a little wild style to your walls with the Wildscape collection, designed by Tanya Wolfkamp exclusively for Resene. This design can be recoloured to a range of Resene colours so it works with your existing décor or your new decorating plans.

Each Wildscape wall mural is custom made to fit your wall so you can choose a large-scale version for your lounge and entertaining spaces or choose a smaller size for rooms such as bedrooms or powder rooms.

Choose your favourite Wildscape colourway at www.resene.com/wildscape.

Resene
Spanish Green 

Resene
New Denim Blue 