

N.B.

This chart is from the
Resene historical file.

Please refer to current
Resene colour charts
for the latest colour
options.

Resene

Roof colour systems

Resene
Total Colour
System




Resene

the paint the professionals use



Rustic Red™ R29-033-024



Cave Rock™cc BR34-009-020
(CB Loft)



Ironsand™cc* N36-003-056
(CS Ironsand)



Palm Green™cc G34-023-164




Karakra™cc G31-010-106
(CS Karaka)



High Tide™cc B36-011-261
(CB Ironstone/CS Indigo Blue)



Bright Charcoal™ M29-002-272



All Black™cc N25-001-264
(CS Ebony)




Scoria™cc R36-049-033
(CS Scoria)




Rattlesnake™ M34-015-036




Groundbreaker™cc BR45-021-070
(CB Jasper/CS Sorrell)



Botanic™cc G35-033-153
(CB Cottage Green/CS Kelp)




Squall™cc N38-006-103
(CB Woodland Grey/CS Thunder Grey)



New Denim Blue™cc B39-012-250
(CS New Denim Blue)



Vulcan™ M32-008-267



Element™cc N30-002-253
(CS FlaxPod)



Red Planet™cc R35-054-031
(CB Manor Red)




Lignite™cc* BR34-021-058
(CS Lignite)




Winchester™ M50-006-077



Permanent Green™cc G37-031-154
(CS Permanent Green)




Touchstone™cc N45-008-083
(CS BasaltBase)



Coast™cc B35-023-248
(CB Deep Ocean/CS Storm Blue)



Grey Friars™cc N35-004-253
(CS Grey Friars)



Nocturnal™cc N34-002-275
(CB Monument)




Red Oxide™ R35-080-034




Metallic Bronze™ M40-023-069




Lichen™cc Y56-030-087
(CS Lichen)




Seaweed™cc* G38-025-121




Climate™cc G55-014-099
(CB Bushland)



Blue Zodiac™ M37-024-268



Windswept™cc N40-002-265
(CS TernStyle)




Steel Grey™cc N42-006-256



Outback™cc BR64-029-071
(CS Stone)



Trainspotter™ M40-010-131



Overland™cc Y76-021-088
(CB Evening Haze)



Explorer™cc B43-024-232
(CS Pacific Blue)



Cathedral™ M41-002-169




Half Tuna™cc N49-007-256




Pioneer Red™ R39-075-033
(CS Pioneer Red)



Castlepoint™cc BR70-050-078
(CB Sandbank/CS Straw)



Settlement™cc BR70-014-075
(CB Dune)




Canyon™cc G42-012-165
(CS FernFrond)




Bone White™cc G79-015-099
(CS Bone White)



Navigator™cc B44-032-232
(CS Mirage)



Bright Grey™ M47-006-264



Latitude™cc N57-006-142
(CB Windspray/CS Smokey)



Dawnbreaker™* R44-074-036
(CB Headland/CS Maple)




Shelter™cc BR75-031-078
(CB Paperbark)



Toi Toi™ Y77-033-087
(CS Ivory)




Gecko™cc G49-031-149
(CS Spring Green)




Titania™cc G84-012-095
(CB SurfMist/CS Titania)



Undercurrent™cc B49-037-228
(CS Azure)



Mid Grey™cc N55-005-250



Gauntlet™cc N57-006-087
(CS Sandstone Grey)




Twizel™* O51-083-050
(CS Terracotta)



Desert Sand™cc BR71-036-074
(CS Desert Sand)




Lighthouse™cc N85-008-084
(CS SandScape)




Rivergum™cc G47-022-138
(CB Wilderness/CS Rivergum)




Helium™cc G89-013-107
(CS Cloud)



Forecast™cc B76-010-243



Aluminium™ M66-002-254



Atmosphere™cc N76-004-127
(CB Shale Grey/CS Gull Grey)



Old Copper™ M45-048-056



Smooth Cream™ Y84-041-081
(CB Classic Cream/CS Smooth Cream)



Sponge™ G90-012-101
(CS Foam)




Paddock™cc* G56-028-117
(CB Pale Eucalypt/CS Mist Green)



Whitewater™cc N90-002-111
(CS Tuiluft)

Colour chip isolator

Detach and turn over isolator then place over selected colour to view your choice on a neutral background without it being affected by surrounding colours.



Keep your place cooler with a Resene CoolColour™

Dark colours on areas, such as roofing, are suntraps soaking in the sun's rays. Heat is trapped in the surface which places more stress on the coating and the substrate.

Resene CoolColours are made with special pigment technology so they look like a normal colour but reflect more heat to keep them cooler. The colours work by reflecting energy in the near and far infra-red region of the spectrum even though they absorb strongly in the visible region.

Using a Resene CoolColour more of the sun's energy will be reflected so the surface will warm up at a slower rate and to a lower level than a 'not so cool' traditional colour. In hot summer conditions a Resene CoolColour will help reduce stress on the coating and substrate and will help keep the roof temperature down.

Resene CoolColour technology performs optimally on dark colours that are the most prone to heat build-up, making it ideally suited for dark roofing colours.

See colours marked 'cc' on this chart.

Before you choose a Resene roof paint system, check the condition of your roof. For example, is it new, weathered or rusty? Details like these will help you get the right advice when you visit your local Resene ColorShop or Reseller, and a better result when you come to paint.

Resene Summit Roof (see Data Sheet D315) is a unique waterborne satin for ease of application and maximum life over well weathered COLORBOND®, COLORSTEEL®, properly prepared metal surfaces and cementitious surfaces. **Resene Summit Roof** solid colours may be applied directly over the following substrates: new previously uncoated galvanised iron, new aluminium, new previously uncoated Zincalume or sound cementitious surfaces. For best protection, prime the substrate first. New unweathered COLORBOND® or COLORSTEEL® must either be lightly sanded, or allowed to undergo direct weathering for a minimum period of one month before application of **Resene Summit Roof**.

Paint and tank water

Recommended systems for domestic water collection off roofs are **Resene Galvo One** (see Data Sheet D41) or **Resene Galvo-Prime** (see Data Sheet D402) with **Resene Summit Roof**, **Resene Hi-Glo** (see Data Sheet D31) or **Resene Mica Bond** (see Data Sheet RA71). Disconnect all downpipes before applying Resene roof paint. Reconnect downpipes after the first heavy showers have flushed away stabilising surfactants from the new paint film.

How much roof paint?

A good rule-of-thumb guide for calculating quantities is: your house's floor area plus about 40% (allows for roof pitch, corrugations, soffit overhang, etc.). Trough section roofing can require significantly more. Typically a complete roof paint system requires surface preparation using **Resene Roof and Metal Wash** (see Data Sheet D88), one coat of primer and two coats of topcoat at the recommended coverage rate specified on the product packaging.

Colour range

The colours on this chart have been chosen for the durability and colour-fastness of their pigments. You can also choose from many other colours found on other Resene colour charts. Resene roof paints are available colour matched to COLORBOND® or COLORSTEEL® colours for trims, flashings, gutterings and repaints. For heavy duty applications, Resene can supply a full range of specialist coatings. For further information contact your local Resene ColorShop or Reseller.

Added protection

In common with all surface coatings, the colour of your paint finish may be affected by U.V. light. Resene uses high quality pigments, but even these are liable to change after constant exposure to sunlight. Any changes will be gradual, but after a few years the difference between shaded and exposed areas may become noticeable.

Resene Clearcoat UVS protective glaze (see Data Sheet D502) may be used as a finish coat over freshly painted bright organic hues and shades to protect these more vulnerable pigments against fading.

Put your colour to the test

No matter how you select your colours, always use testpots to confirm your choices in the area you are planning to paint. Resene testpots are available from your local Resene ColorShop or Reseller or you can order online from the Resene website.

Keep it looking good

Annual washing will help maintain the fresh appearance of your paintwork. Follow the recommendations in the Resene Caring for your paint finish brochure or on the Resene website to keep your paint finish looking its best.

Be PaintWise

For tips on minimising the impact of your decorating on the environment see www.resene.com/paintwise.htm.

Enjoy the Resene Promise of Quality guarantee

Enjoy the Resene Promise of Quality guarantee on a wide range of Resene premium paints. See your Resene ColorShop or the Resene website for a copy.

Choose to help the environment

You can minimise the effect your next decorating project has on the environment by choosing one of the Resene range of Environmental Choice approved products.

Our commitment to sustainability led to Resene being named Sustainable Business of the Year at the 2010 National Sustainable Business Awards.

Colour	Colour Code	Tone	Approx LRV%	COLORBOND® equivalent*	COLORSTEEL® equivalent†	RGB
All Black	CC N25-001-264	CB	4	-	Ebony	24 24 24
Aluminium	M74-003-235	AL	46	-	-	132 135 137
Atmosphere	CC N76-004-127	W	49	Shale Grey	Gull Grey	168 170 166
Blue Zodiac	M37-024-268	ME	10	-	-	60 67 84
Bone White	CC G79-015-099	W	55	-	Bone White	184 183 166
Botanic	CC G35-033-153	G	9	Cottage Green	Kelp	33 64 43
Bright Charcoal	M29-002-272	ME	6	-	-	51 52 53
Bright Grey	M47-006-264	ME	16	-	-	87 89 93
Canyon	CC G42-012-165	M/D	13	-	FernFond	67 78 70
Castlepoint	CC BR70-050-078	L	41	Sandbank	Straw	173 149 105
Cathedral	M41-002-169	ME	12	-	-	75 77 74
Cave Rock	CC BR34-009-020	M/D	8	Loft	-	55 44 44
Climate	CC G55-014-099	L	23	Bushland	-	110 109 94
Coast	CC R35-023-248	M/D	8	Deep Ocean	Storm Blue	36 52 66
Downbreaker	R44-074-036	U	14	Headland	Maple	129 49 37
Desert Sand	CC BR71-036-074	P	42	-	Desert Sand	173 152 122
Element	CC N30-002-253	U	6	-	FlaxPod	44 47 47
Explorer	CC B43-024-232	L	13	-	Pacific Blue	55 78 89
Forecast	CC B76-010-243	W	50	-	-	162 170 177
Gauntlet	CC N57-006-087	P	25	-	Sandstone Grey	113 111 105
Gecko	CC G49-031-149	M/M	18	-	Spring Green	69 99 75
Grey Friars	CC N35-004-253	M/M	8	-	Grey Friars	49 52 54
Groundbreaker	CC BR45-021-070	M/M	15	Jasper	Sorrell	90 79 64
Half Tuna	CC N49-007-256	L	18	-	-	85 88 92
Helium	CC G89-013-107	W	75	-	Cloud	216 217 200
High Tide	CC B36-011-261	M/M	9	Ironstone	Indigo Blue	50 55 63
Ironsand	CC N36-003-056	D	9	-	Ironsand	57 55 53
Karaka	CC G31-010-106	G	7	-	Karaka	45 45 36
Latitude	CC N57-006-142	P	25	Windspray	Smokey	109 114 108
Lichen	CC Y56-030-087	L	24	-	Lichen	122 112 85
Lighthouse	CC N85-008-084	W	65	-	SandScape	209 204 195
Lignite	CC BR34-021-058	D	8	-	Lignite	66 52 41
Metallic Bronze	M40-023-069	ME	11	-	-	85 74 60
Mid Grey	CC N55-005-250	M/P	23	-	-	102 106 109
Navigate	CC B44-032-232	M/D	14	-	Mirage	48 78 94
New Denim Blue	CC B39-012-250	L	11	-	New Denim Blue	57 65 73
Nocturnal	CC N34-002-275	M/D	8	Monument	-	47 49 49
Old Copper	M45-048-056	ME	15	-	-	115 80 59
Outback	CC BR64-029-071	L	32	-	Stone	149 130 108
Overland	CC Y76-021-088	W	49	Evening Haze	-	178 170 148
Paddock	CC G56-028-117	M/M	24	Pale Eucalypt	Mist Green	102 113 86
Palm Green	CC G34-023-164	G	8	-	-	32 57 44
Permanent Green	CC G37-031-154	G	9	-	Permanent Green	37 68 47
Pioneer Red	R39-075-033	RO/U	11	-	Pioneer Red	100 38 32
Rattlesnake	M34-015-036	ME	8	-	-	70 56 53
Red Oxide	R35-080-034	RO	9	-	-	93 31 30
Red Planet	CC R35-054-031	RO/U	9	Manor Red	-	90 32 25
Rivergum	CC G47-022-138	M/D	16	Wilderness	Rivergum	73 89 71
Rustic Red	R29-033-024	RO	6	-	-	58 24 26
Scoria	CC R36-049-033	RO/U	9	-	Scoria	83 38 32
Seaweed	CC G38-025-121	O	10	-	-	55 65 42
Settlement	CC BR70-014-075	W	41	Dune	-	161 152 139
Shelter	CC BR75-031-078	P	48	Paperbark	-	180 161 131
Smooth Cream	Y84-041-081	W	65	Classic Cream	Smooth Cream	218 199 156
Sponge	G90-012-101	W	76	-	Foam	220 219 205
Squall	CC N38-006-103	M/M	10	Woodland Grey	Thunder Grey	58 59 53
Steel Grey	CC N42-006-256	L	12	-	-	67 70 75
Sword	M66-002-254	AL	36	-	-	128 130 132
Titania	CC G84-012-095	W	67	Surfmist	Titania	202 199 185
Toi Toi	Y77-033-087	P	51	-	Ivorie	183 173 139
Touchstone	CC N45-006-083	M/M	14	-	BasaltBase	82 79 70
Trainspotter	M40-010-131	ME	11	-	-	68 73 63
Twizel	051-083-050	D	20	-	Terracotta	142 80 55
Undercurrent	CC B49-037-228	L	17	-	Azure	54 92 108
Vulcan	M32-008-267	ME	7	-	-	54 56 60
Whitewater	CC N90-002-111	W	75	-	TuiTuft	225 225 220
Winchester	M50-006-077	AL	19	-	-	81 78 74
Windswept	CC N40-002-265	M/M	11	-	TernStyle	67 65 65

Key: AL = Aluminium CB = Cool black D = Deep G = Green
L = Light M = Mid ME = Metallic MI = Mid grey
O = Ochre P = Pastel RO = Red oxide U = Ultra deep
W = White

CC = Also available as a Resene CoolColour®. A change in tone or product may be required for some colours to achieve a Resene CoolColour effect.

Note 1: The approximate light reflectance value (LRV) of a colour indicates the amount of visible light that a colour will reflect. Black has a light reflectance value of 0% and absorbs all light. The surfaces are consequently very dark and can get very hot. In contrast, white has a light reflectance value of 100% and keeps a building light and cool. All colours fit within these two extremes. A Resene CoolColour™ is formulated to reflect more of the sun's energy, improving the colour's heat and total solar reflectance (TSR) properties compared to a normal colour, keeping the coating, substrate and building cooler.

Note 2: Mid to dark colours are not suitable for some exterior substrates and if used may cause damage to the substrate, such as warping, checking and premature failure. Always check with the substrate supplier prior to commencing any work to ensure colour selections fit within their guidelines. Resene also manufactures Resene CoolColour technology and this may increase the colour range that can be suitable over some heat sensitive substrates - refer Resene for further information.

Note 3: Tones listed above are subject to change if colours are reformulated.

Note 4: Colours may be available in selected products or sizes only. Check with Resene ColorShop or Reseller staff to ensure your selected colour is available in the product and/or size you require.

Note 5: Solid colours on this colour chart are finished with Resene SpaceCoat Low Sheen waterborne emulsion.

Note 6: Resene colours with COLORBOND® and/or COLORSTEEL® noted beside them have been colour matched to the equivalent COLORBOND® and/or COLORSTEEL® colour samples in 2009. If an exact match is required we recommend you check your chosen colour against the actual sample of the product prior to purchasing. COLORBOND® is a registered trademark of Bluescope Steel Limited. COLORSTEEL® is a registered trademark of New Zealand Steel Limited.

Resene

the paint the professionals use

1800 738 383
www.resene.com.au

0800 RESENE (737 363)
www.resene.co.nz