

**NB. This chart is from the
Resene historical file.
Please refer to current
Resene colour charts
for the latest colour options**

Resene

Roof paint systems



Resene
Total Colour
System

Resene

the paint the professionals use

Before you choose a Resene roof paint system, check the condition of your roof. For example, is it new, weathered or rusty? Details like these will help you get the right advice when you visit your local Resene ColorShop or Reseller, and a better result when you come to paint.

Resene Hi-Glo house and roof paint (see Data Sheet D31) is made with U.V. resistant pigments and tough acrylic polymers to give a long-life high gloss finish on new primed roofs or previously painted roofs. An Environmental Choice approved product, Resene Hi-Glo dries fast to form a flexible, weatherproof surface.

Resene Mica Bond solventborne finish (see Data Sheet RA71) provides extra protection in exposed salt-laden environments with a plate-protection shield (similar to overlapping fish scales) that seals out weather and resists U.V. light, drying to a durable low-lustre finish.

Purpose-designed primers

The Resene roof paint system range includes four purpose-designed primers for you to choose from:

1. Resene Galvo One solventborne galvanised iron primer (see Data Sheet D41) is fast-drying, anti-corrosive and will weld itself to new or old (even lightly rusted) galvanised iron, providing an ideal surface for topcoating. Resene Galvo One is also recommended for use over aluminium. Overcoat within three months of application.

2. Resene Galvo-Prime waterborne galvanised iron primer (see Data Sheet D402) is ideal for use on new galvanised iron or Zinalume. If the substrate is weathered, use only Resene Galvo One.

3. Resene Rust-Arrest anti-corrosive primer (see Data Sheet RA30A) has been designed specifically for red rust problems.

4. Resene Vinyl Etch metal primer (see Data Sheet RA31) is ideal for professional application to galvanised iron, aluminium roofs and sidings and all non-ferrous surfaces.

Resene Roof Wash and Paint Cleaner (see Data Sheet D88) is a concentrated pre-treatment for all new and old unpainted galvanised roofing, and a general cleaner for previously painted surfaces including roofing.

Use Resene Membrane Roofing Primer (see Data Sheet D49) for all sheet rubber roofing systems and for unsurpassed adhesion on bituminous surfaces.

Paint and tank water

Recommended systems for domestic water collection off roofs are Resene Galvo One or Resene Galvo-Prime with either Resene Hi-Glo or Resene Mica Bond. Disconnect all downpipes before applying Resene roof paint. Reconnect downpipes after the first heavy showers have flushed away stabilising surfactants from the new paint film.

How much roof paint?

A good rule-of-thumb guide for calculating quantities is: your house's floor area plus about 40% (allows for roof pitch, corrugations, soffit overhang, etc). Trough section roofing can require significantly more. Typically a complete roof paint system requires surface preparation using Resene Roof Wash and Paint Cleaner, one coat of primer and two coats of topcoat at the recommended coverage rate specified on the product packaging.

Colour range

The colours on this chart have been chosen for the durability and colour-fastness of their pigments. You can also choose from many other colours found on other Resene colour charts.

COLORSTEEL® colours

Resene roof paints are available colour matched to all COLORSTEEL® colours for trims, flashings, gutterings and repaints. For heavy duty applications, Resene can supply a full range of specialist coatings. For further information call your local Resene ColorShop or Reseller.

Added protection

In common with all surface coatings, the colour of your paint finish may be affected by U.V. light. Resene uses the finest pigments commercially available, but even these are liable to change after constant exposure to sunlight. Any changes will be gradual, but after a few years the difference between shaded and exposed areas may become noticeable.

Resene Sun Defier U.V. protective glaze (see Data Sheet D502) may be used as a finish coat over freshly painted bright organic hues and shades to protect these more vulnerable pigments against fading.

Keep your cool with Resene Cool Colours

Resene Cool Colours allow you to select your favourite dark colours and keep your cool. Dark colours on areas, such as roofing, are suntraps soaking in the sun's rays placing significant relentless stress on the coating and the substrate. All dark colours absorb a lot of light. This in isolation is not an issue however in combination with the light absorption dark colours also absorb heat from the infra-red rays of the sun causing significant temperature build up on the surface.


The unique formulation and materials of Resene Cool Colours allows them to absorb light so they appear visually identical but simultaneously reflect a large proportion of the heat falling on them keeping the surfaces significantly cooler than their standard counterparts. In essence, the colours work by reflecting energy in the near and far infra-red region of the spectrum even though they absorb strongly in the visible region.

The end result being that a Resene Cool Colour will look the same as a standard colour but surface heat will build up slower and to a significantly lower level than a 'not so cool' traditional colour.


In hot summer conditions Resene Cool Colours will help keep the roof temperature down, minimising the energy required to keep homes and buildings maintained at a comfortable temperature. A secondary benefit is that there will be reduced stress on the coating and substrate.

Resene Cool Colour technology performs optimally on dark colours that are the most prone to heat build-up, which makes them ideally suited for dark roofing colours.


See colours marked "cc" on this chart.



Rustic Red™* R29-033-024 Indian Tan™cc* BR37-040-050 Lignite™cc* BR34-021-058 Ironsand™cc* N36-003-056



Venetian Red™ R35-067-026 Scoria™cc* R36-049-033 Rattlesnake™* M34-015-036 Metallic Bronze™*M40-023-069



Western Red™ R37-084-027 Metallic Copper™* M40-056-036 Felix™cc BR41-016-039 Winchester™* M50-006-077




Racing Green™cc G30-012-182 Permanent Green™cc*G37-031-154 Palm Green™cc* G34-023-164 Blue Whale™cc B35-028-238



Karaka™cc* G31-010-106 Botanic™cc* G35-033-153 Jurassic™cc* G40-011-170 Coast™cc* B35-023-248



Heavy Metal™* M37-011-109 Gecko™cc* G49-031-149 Trainspotter™* M40-010-131 High Tide™cc* B36-011-261




Tornado™cc B28-020-264 All Black™cc N25-001-264 Gumboot™cc* N34-005-272 Bright Charcoal™* M29-002-272



Stratos™cc B31-030-276 Vulcan™* M32-008-267 Squall™cc* N38-006-103 Steel Grey™cc* N42-006-256




Gulf Blue™cc B39-039-267 Grey Friars™cc* N35-004-253 Cathedral™* M41-002-169 Latitude™* N57-006-142



Red Oxide™* R35-080-034 Twizel™* O51-083-050 Old Copper™* M45-048-056 Groundbreaker™cc* BR45-021-070




Yellow Metal™* M52-053-080 Seaweed™cc* G38-025-121 Rivergum™cc* G47-022-138 New Denim Blue™cc* B39-012-250




Cloud Burst™cc* B39-022-263 Bright Grey™* M47-006-264 Gauntlet™cc* N57-006-087 Titania™* G84-012-095




Pioneer Red™* R39-075-033 Alert Tan™* O52-095-052 Outback™cc* BR64-029-071 Desert Sand™cc* BR71-036-074




Lichen™* Y56-030-087 Paddock™cc G56-028-117 Sirocco™cc* G59-013-160 Explorer™cc* B43-024-232




Blue Zodiac™* M37-024-268 Mid Grey™cc* N55-005-250 Sword™* M66-002-254 Helium™* G89-013-107



Heatwave™ R39-094-036 Barley Corn™* Y70-065-074 Castlepoint™* BR70-050-078 Smooth Cream™* Y84-041-081



Toi Toi™* Y77-033-087 Bone White™cc* G79-015-099 Atmosphere™cc* N76-004-127 Undercurrent™cc* B49-037-228



Maltese™cc* V48-011-288 Forecast™cc* B76-010-243 Aluminium™* M74-003-235 Sponge™* G90-012-101



Complement with a stained finish

For a natural look, try Resene Waterborne Woodsman (see Data Sheet D57a). Resene Waterborne Woodsman is a transparent wood finish that allows you to colour your timber while still allowing the natural grain to show through. Suitable for all exterior wood surfaces, including fences, decks, gates and outdoor furniture, see the Resene Woodsman chart to view the full range. Or rejuvenate or enhance your timber deck with Resene Kwila Timber Stain, the ideal way to protect your deck and achieve a popular kwila brown finish.



Step this way

Make trafficable areas in and around your home non-skid with Resene Non-Skid Deck & Path (see Data Sheet D303). Available in a desirable low sheen finish, Resene Non-Skid Deck & Path may be tinted to complement existing décor, both inside and out. Combinations of contrasting colours may be used to create decorative effects in courtyards and pathed areas, either as part of a new landscaping plan or to rejuvenate weathered surfaces. See the Resene Decks, paths, driveways and recreational areas chart for more ideas on colouring the great outdoors.



Splash out

After a hard day's work, relaxing in a swimming pool is always popular. Resene Swimming Pool Paint (see Data Sheet D69) has been specially designed for direct application to concrete swimming pools. A pool coated in Resene Swimming Pool Paint 'Magic Blue' will be less affected by chemicals used for treating pools than traditional pigmented pool finishes. The result is a longer lasting colour, giving you more time to enjoy your pool because you'll spend less time repainting it.



Pots of colour

Textured, colourwashed, painted or stained... Resene has a wide range of products suitable for decorating planters. Available in hundreds of colours, Resene testpots allow you to add colour to your garden planters without being left with litres of excess paint. Testpots are available online or from your local Resene ColorShop or Reseller.



Explore a colour library

View an extensive range of Resene colour swatches in the online Resene colour library, then download the ones you like. Once you have found your favourites, order testpots online and try them out for yourself in the real world. Or browse through the in-store libraries of colour that can be found at most Resene ColorShops. With over 3000 variously coloured A4 swatches to pore over, you're bound to find one that suits.



'See' the finish

Virtual painting with Resene EzyPaint allows you to visualise the entire colour scheme before the redecorating even starts. Download Resene EzyPaint free from the Resene website or purchase a copy from your local Resene ColorShop or Reseller.



Put your colour to the test

No matter how you select your colours, always use testpots to confirm your choices in the area you are planning to paint. Resene testpots are available from your local Resene ColorShop or Reseller or you can order online from the Resene website.



Keep it looking good

Annual washing will help maintain the fresh appearance of your paintwork. Follow the recommendations in the Resene Caring for your paint finish brochure or on the Resene website to keep your paint finish looking its best.



Be PaintWise

For tips on minimising the impact of your decorating on the environment see www.resene.co.nz/paintwise.htm.



Enjoy the Resene Promise of quality

Enjoy the Resene Promise of quality on a wide range of Resene premium paints. See your Resene ColorShop or the Resene website for a copy.



Choose to help the environment

You can minimise the effect your next decorating project has on the environment by choosing one of the Resene range of Environmental Choice approved products.



In Australia:

PO Box 785, Ashmore City,
Queensland 4214

Call 1800 738 383, visit www.resene.com.au
or email us at advice@resene.com.au

Resene

the paint the professionals use

Colour	Colour code	Tone	Approx LRV %	COLORSTEEL® equivalent
Alert Tan*	O52-095-052	O	20	-
All Black	cc N25-001-264	U	4	Ebony
Aluminium*	M74-003-235	AL	46	-
Atmosphere*	cc N76-004-127	W	49	Gull Grey
Barley Corn*	Y70-065-074	L	41	-
Blue Whale	B35-028-238	D	8	-
Blue Zodiac*	M37-024-268	ME	10	-
Bone White*	cc G79-015-099	W	55	Bone White
Botanic*	cc G35-033-153	G	9	Kelp
Bright Charcoal*	M29-002-272	ME	6	-
Bright Grey*	M47-006-264	ME	16	-
Castlepoint*	BR70-050-078	L	41	Straw
Cathedral*	M41-002-169	ME	12	-
Cloud Burst*	cc B39-022-263	MI	11	-
Coast*	cc B35-023-248	MI	8	Storm Blue
Desert Sand*	cc BR71-036-074	P	42	Desert Sand
Explorer*	cc B43-024-232	MI	13	Pacific Blue
Felix	cc BR41-016-039	M	12	-
Forecast*	cc B76-010-243	W	50	-
Gauntlet*	cc N57-006-087	MI	25	Sandstone Grey
Gecko*	cc G49-031-149	G	18	Spring Green
Grey Friars*	cc N35-004-253	MI	8	Grey Friars
Groundbreaker*	cc BR45-021-070	MI	15	Sorrell
Gulf Blue	cc B39-039-267	M	11	-
Gumboot*	cc N34-005-272	MI	8	-
Heatwave	R39-094-036	U	11	Maple
Heavy Metal*	M37-011-109	ME	10	-
Helium*	G89-013-107	W	75	Cloud
High Tide*	B36-011-261	MI	9	Indigo Blue
Indian Tan*	cc BR37-040-050	O	9	-
Ironsand*	cc N36-003-056	MI	9	Ironsand
Jurassic*	cc G40-011-170	MI	11	Gable Green
Karaka*	cc G31-010-106	G	7	Karaka
Lattitude*	N57-006-142	MI	25	Smokey
Lichen*	Y56-030-087	MI	24	Lichen
Lignite*	cc BR34-021-058	G	8	Lignite
Maltese*	cc V48-011-288	MI	17	-
Metallic Bronze*	M40-023-069	ME	11	-
Metallic Copper*	M40-056-036	ME	12	-
Mid Grey*	cc N55-005-250	MI	23	-
New Denim Blue*	cc B39-012-250	MI	11	New Denim Blue
Old Copper*	M45-048-056	ME	15	-
Outback*	cc BR64-029-071	P	32	Stone
Paddock	cc G56-028-117	M	24	Mist Green
Palm Green*	cc G34-023-164	G	8	-
Permanent Green*	cc G37-031-154	G	9	Permanent Green
Pioneer Red*	R39-075-033	RO	11	Pioneer Red
Racing Green	cc G30-012-182	U	6	-
Rattlesnake*	M34-015-036	ME	8	-
Red Oxide*	R35-080-034	RO	9	-
Rivergum*	cc G47-022-138	G	16	Rivergum
Rustic Red*	R29-033-024	RO	6	-
Scoria*	cc R36-049-033	RO	9	Scoria
Seaweed*	cc G38-025-121	O	10	-
Sirocco*	cc G59-013-160	L	27	-
Smooth Cream*	Y84-041-081	W	65	Smooth Cream
Sponge*	G90-012-101	W	76	Foam
Squall*	cc N38-006-103	MI	10	Thunder Grey
Steel Grey*	cc N42-006-256	MI	12	-
Stratos	cc B31-030-276	D	7	-
Sword*	M66-002-254	AL	36	-
Titania*	G84-012-095	W	62	Titania
Toi Toi*	Y77-033-087	P	51	Ivorie
Tornado	cc B28-020-264	U	5	-
Trainspotter*	M40-010-131	ME	11	-
Twizel*	O51-083-050	O	20	Terracotta
Undercurrent*	cc B49-037-228	MI	17	Azure
Venetian Red	R35-067-026	MG	9	-
Vulcan*	M32-008-267	ME	7	-
Western Red	R37-084-027	MG	9	-
Winchester*	M50-006-077	AL	19	-
Yellow Metal*	M52-053-080	ME	20	-

Key:

AL = Aluminium D = Deep G = Green L = Light M = Mid
ME = Metallic MI = Mid grey MG = Magenta O = Ochre P = Pastel
RO = Red oxide U = Ultra deep W = White
CC = Also available as a Cool Colour * Available in 10 litre pails

Note 1: The approximate light reflectance value (LRV) of a colour indicates the amount of visible light that a colour will reflect. Black has a light reflectance value of 0% and absorbs all light. The surfaces are consequently very dark and can get very hot. In contrast, white has a light reflectance value of 100% and keeps a building light and cool. All colours fit within these two extremes. Resene Cool Colours look the same as standard colours but are formulated to reflect the sun's energy and have better heat and total solar reflectance (TSR) properties. They reflect the same visible light as a standard colour but reflect significantly more heat, keeping the coating, substrate and building cooler.

Note 2: Mid to dark colours are not suitable for some exterior substrates and if used may cause damage to the substrate, such as warping, checking and premature failure. Always check with the substrate supplier prior to commencing any work to ensure colour selections fit within their guidelines. Resene also manufactures Resene Cool Colour technology and this may increase the colour range that can be suitable over some heat sensitive substrates - refer Resene for further information.

Note 3: Tones listed above are subject to change if colours are reformulated.

Note 4: Colours may be available in selected products or sizes only. Check with Resene ColorShop or Reseller staff to ensure your selected colour is available in the product and/or size you require.

In New Zealand:

PO Box 38242, Wellington Mail Centre,
Lower Hutt 5045

Call 0800 RESENE (737 363), visit www.resene.co.nz
or email us at advice@resene.co.nz

