

N.B.

This chart is from the
Resene historical file.

Please refer to current
Resene colour charts
for the latest colour
options.

Resene

Exterior woodcare



Resene

Total Colour
System

Resene

the paint the professionals use



Resene Waterborne Woodsman

Resene Waterborne Woodsman (see Data Sheet D57a) is a fresh approach to wood stains matching the needs of timber to the desire to achieve the most natural appearance possible. Maximum mould resistance has been achieved through the inclusion of powerful fungicides. With an adaptable formulation, Resene Waterborne Woodsman is suitable for use on a wide range of exterior timber substrates including weatherboards, dressed and rough sawn timber, fences, beams, plywood and profiled sheets. All 47 exterior wood stain colours shown on this chart are available in Environmental Choice approved Resene Waterborne Woodsman. Colours marked with 'cc' are also available in a Resene CoolColour version.




Resene Woodsman Wood Oil Stain

Resene Woodsman (see Data Sheet D57) is a solventborne traditional finish ideal for exterior timber surfaces such as weatherboards, decking and furniture. Surfaces coated in Resene Woodsman Wood Oil Stain require recoating every two summers. All colours on this chart marked with 'wo' are available in Resene Woodsman Wood Oil Stain.



Resene Timber and Furniture Gel

Resene Timber and Furniture Gel (see Data Sheet D505) is a non-drip, easy to apply, waterborne gel-stain designed for use on a wide variety of new and weathered timber surfaces, including furniture, both inside and out. Reapply each summer. All colours on this chart marked with 'fg' are available in Resene Timber and Furniture Gel.



Resene Woodsman Whitewash




Resene Cherrywood



Resene Warm Kwila



Resene Heartwood



Resene Natural



Resene Dark Oak



Resene Shadow Match




Resene Pitch Black



Resene Tiri



Resene Skywater



Resene Kwila Timber Stain



Resene Furniture and Decking Oil




Resene Woodsman Decking Stain

Tired weathered timber decks can be quickly rejuvenated with Resene Woodsman Decking Stain (see Data Sheet D57D), a waterborne modified oil based stain developed especially for new and weathered decking. Decorators will enjoy the quick and easy water clean up and the absence of the solvent fumes associated with traditional solventborne stains. All 47 exterior wood stain colours shown on this chart are available in Environmental Choice approved Resene Woodsman Decking Stain. Colours marked with 'cc' are also available in a Resene CoolColour version.



Resene Woodsman Whitewash

Create a whitewashed style effect on new and weathered exterior timber with Resene Woodsman Whitewash. It's waterborne, easy to apply and suitable for use by professional decorators or home decorators. This finish is Environmental Choice approved.



Woodsman Whitewash



Totem Pole™ wo WD035



Oiled Cedar™ cc wo WW028



Tamarind™ cc WD006




Kwila™ cc wo fg WW0803



Jacaranda™ cc WD019



Warm Kwila™ cc wo WW0817



Driftwood™ cc wo WD012



Uluru™ wo WW0814



Heartwood™ cc wo WW0809



Bushtrack™ cc wo WW0812




Limed Gum™ cc WW12



Natural™ cc wo (shown on Cedar) WD026



Iroko™ cc wo WD005



Equilibrium™ WW0816



Natural™ cc wo (shown on Pine) WD026



Smokey Ash™ cc WW22



Riverstone™ WW0805



Bleached Riverstone™ WW0820



Evergreen™ cc wo WW0813



Earthsong™ cc wo WW0818



Grey Green™ cc wo WW9



Bleached Cedar™ cc WW400



Pickled Bluewood™ WW19



Limed Ash™ cc WW11



Cherrywood™ cc wo WD020



Timberland™ cc wo WW0815



Jarrah Tree™ cc fg WW0804



Dark Oak™ cc wo WW7



Japanese Maple™ wo WD017



Cedar™ cc wo WW600



Nutmeg™ cc wo WW16



Pickled Bean™ cc WW18



Limed Oak™ cc WW13



English Walnut™ cc wo WW8



Treehouse™ cc wo WD037



Bark™ cc wo WW0810



Shadow Match™ cc wo WW0808



Crowshead™ cc wo WD001



Banjul™ cc wo WD004



Pitch Black™ cc wo WD039



Sheer Black™ cc fg WW0801



Tiri™ cc wo WW0811



Canopy™ cc wo WW0819



Touch Wood™ cc wo WD036



Rangitoto™ cc wo WD032



Evergreen™ cc wo WW0813



Earthsong™ cc wo WW0818



Grey Green™ cc wo WW9



Woody Bay™ WD038



Skywater™ cc WW0807



Silvered Grey™ cc fg WW0802



Bleached Cedar™ cc WW400



Pickled Bluewood™ WW19



Limed Ash™ cc WW11



Resene Furniture and Decking Oil

Like shining your shoes or polishing your interior woodwork, oiling your deck and furniture regularly will keep it looking its natural best while providing protection against the ravages of water, fungi and U.V. light. Popular with those who prefer the lightly oiled look to the more heavily pigmented stain finish, Resene Furniture and Decking Oil (see Data Sheet D503) is quick and easy to apply. This product will assist with water repellency and help maintain timber in good condition. Recommended for annual application to decks and furniture.




Resene Kwila Timber Stain

Rejuvenate, enhance and protect your timber deck or outdoor furniture with Resene Kwila Timber Stain (see Data Sheet D501). Ideally suited for new or weathered Kwila, it is also suitable for use over other exotic hardwoods, adding colour to the timber while still allowing the natural grain to show through. This finish will typically require maintenance after one or two summers.

Key

All 47 woodcare colours are available in Resene Waterborne Woodsman for exterior timber, Resene Woodsman Decking Stain for exterior timber decks and Resene Colorwood for interior use.
cc = All colours on this chart marked with cc are also available in Resene CoolColour™ technology. Resene CoolColour will wear differently to the standard wood finish so it is best not to mix and match the normal and Resene CoolColour formulations on a project. A change in product may be required for some colours to achieve a Resene CoolColour effect.
wo = All colours marked with wo are also available in Resene Woodsman Wood Oil Stain.
fg = All colours marked with fg are also available in Resene Timber and Furniture Gel.
fs = All colours marked with fs are also available in Resene Forester.
All colours, except the Natural chip on cedar, are shown as they would appear on pine. Colours will appear different on different timbers – always test your colour on an offcut before starting the main project.
For more colour options see the Resene Colorwood colour range.
For recommended complementary solid colour finishes see the Resene website, www.resene.com/wood-solid.



Resene Kwila Timber Stain



Resene Furniture and Decking Oil



Kwila Timber Stain



Furniture and Decking Oil

Keep your paintwork cooler with a Resene CoolColour™
A Resene CoolColour looks like a normal colour but thanks to special pigment technology it reflects more of the sun's energy, so it doesn't get as hot as a standard colour would. The colours work by reflecting energy in the near and far infra-red region of the spectrum even though they absorb strongly in the visible region.

Resene CoolColour technology is available in a range of Resene premium paints and stains, including Resene Waterborne Woodsman and Resene Woodsman Decking Stain, suitable for a wide range of exterior projects, especially where dark colours are planned. Ask your Resene ColorShop or Reseller staff whether a Resene CoolColour finish is right for your project.















NB: The final finish will vary depending on the timber you are staining. Always test your chosen colour on a representative sample of timber. Resene testpots are available from Resene ColorShops and Resellers. Stains require regular maintenance. While this maintenance is required more regularly for stained surfaces than painted surfaces, the lower level of preparation required makes maintenance work easier to complete.

Welcome to Resene Woodcare

The Resene Woodcare range offers do-it-yourself and trade professionals products suitable for almost every interior and exterior timber application.

The woodcare colours shown on this woodcare chart are available in **Resene Waterborne Woodsman penetrating oil stain** and **Resene Woodsman Decking Stain**. A selection of colours are available in **Resene Woodsman Wood Oil Stain** and **Resene Timber and Furniture Gel** and **Resene Forester**. For interior use, these woodcare colours can also be tinted into **Resene Colorwood**.

Choose the Resene Woodcare product best suited to your project:

	Resene Waterborne Woodsman	Resene Woodsman Wood Oil Stain	Resene Woodsman Decking Stain	Resene Kwila Timber Stain	Resene Furniture and Decking Oil	Resene Timber and Furniture Gel
 Weatherboards	Yes	Yes				
 Plywood	Yes	Yes				
 Garage door	Yes	Yes		Yes	Yes	
 Front door	Yes	Yes		Yes	Yes	Yes
 Windows/Shutters				Yes	Yes	Yes
 Fencing/Gates/Letterbox	Yes	Yes				
 Decking (new or aged)		Yes	Yes	Yes	Yes	
 Outdoor furniture	Yes	Yes		Yes	Yes	Yes
 Beams/Pergolas	Yes	Yes				
 Planters	Yes	Yes		Yes	Yes	Yes
 Retaining walls	Yes	Yes				
 Rough sawn timber (new or old)	Yes	Yes		Yes	Yes	
 Dressed timber (new or old)	Yes	Yes		Yes	Yes	
 Bare timber (new or old)	Yes	Yes		Yes	Yes	

Use Resene Colorwood for a stained finish on interior timber.

See product labels and Data Sheets or your Resene ColorShop or Reseller staff for more information on these products and which products suit your project best.



For a wood effect finish over preprimed substrates, use Resene Forester.

Resene Forester (see Data Sheet D510) is a semi-transparent film forming timber stain effect finish based on a tough 100% acrylic resin to ensure maximum durability in all exposed conditions. It imparts a natural low sheen look that is fully washable. Resene Forester is designed for use over a specific basecoat colour on properly prepared substrates and particularly those with a wood grain effect, such as Shadowclad® Ultra. It is not suitable for direct application over timber and other bare substrates.



Preparation

Resene Timber and Deck Wash (see Data Sheet D813) is recommended for washing all exterior timber surfaces prior to painting or staining. For new timber, ensure surface is dry and free from dirt, dust and loose fibres. For exposed timber (greater than one week), remove any gross contamination and semi-detached cellulose fibres and treat the surface for mould using Resene Moss & Mould Killer (see Data Sheet D80). For existing stained surfaces, remove all the weakly adhering coating by sanding and treat the surface for mould using Resene Moss & Mould Killer.

For information on our range of other woodcare products, including Resene Colorwood interior wood stain (see Data Sheet 50a), Resene Colorwood Whitewash (see Data Sheet D50W), Resene Lumbersider (see Data Sheet D34), Resene Qristal Clear Polyurethanes (see Data Sheet D52, D506 and D506A), Resene Aquaclear waterborne urethane (see Data Sheet D59) and Resene Polythane (see Data Sheet D53), contact your nearest Resene ColorShop or Reseller.

If your substrate is previously coated in a mineral oil based wood finish, it must continue to be coated in the same finish.



Colour it

Two coats of Resene Lumbersider (see Data Sheet D34) will add colour to your fence, deck, outdoor furniture or walls in next to no time. Resene Lumbersider is available in thousands of colours from the Resene Total Colour System.



Revive your roof

Revive your faded roof and boost your roof's defence against the elements with Resene Summit Roof (see Data Sheet D315). Resene Summit Roof is made with U.V. resistant pigments and tough acrylic polymers to give a long-life satin finish on new or previously painted roofs. See the Resene Roof systems colour chart for durable roof colour choices.



Step out

Giving your paths and steps a fresh coat of paint can do wonders for the overall look of your entranceway. Simply wash down the existing coating, remove any loose flaking material and recoat using two coats of Resene Walk-on (see Data Sheet D322). Or for a more natural look, add colour to cementitious surfaces with Resene Concrete Stain (see Data Sheet D58), which is designed to penetrate the surface of concrete and masonry to form a tough low sheen finish that enhances the natural texture of the concrete. See the Resene Decks, paths, driveways and recreational areas colour chart for a full range of paving paints and stains.



Get a grip

Make trafficable areas safe and non-slip with Resene Non-Skid Deck & Path, designed to provide a comfortable walking surface for all interior and exterior situations where a non-skid finish is required. Available in a desirable low sheen finish, Resene Non-Skid Deck & Path may be tinted to complement existing décor, both inside and out. The finish has a comfortable grit texture to give feet and shoes something to grip onto, reducing the risk of accident no matter what the weather.



Splash out

After a hard day's work, relaxing in a swimming pool is always popular. Resene Swimming Pool Paint (see Data Sheet D69) has been specially designed for direct application to concrete swimming pools. A pool coated in Resene Swimming Pool Paint 'Magic Blue' will be less affected by chemicals used for treating pools than traditional pigmented pool finishes. The result is a longer lasting colour, giving you more time to enjoy your pool because you'll spend less time repainting it.



Plant it

Textured, colourwashed, painted or stained... Resene has a wide range of products suitable for decorating planters. Available in a huge range of colours, Resene testpots allow you to add colour to your garden planters without being left with litres of excess paint.



Opt for a natural look

Whites and neutrals are popular teamed with the dead flat mineral effect finish of Resene AquaShield (see Data Sheet D601). Resene AquaShield combines the water repellent properties of silicones with a special surface micro-structure, which considerably reduces the contact area for water and dirt. Dirt particles adhere lightly and are more easily carried away by rain, keeping the paint finish looking its best for longer. Ideal for exterior concrete on buildings and landscaping features.



Or go mediterranean

The time-worn strength of sandstone with the mellow patina of age has been recreated in Resene Sandtex (see Data Sheet D71). Perfect for beautifying and protecting concrete both inside and out, this very versatile finish can be used to reproduce a variety of finishes from aged render effects through to natural limestone and sandstone finishes. The fine sandstone texture adds an extra dimension to the coating and effectively disguises minor surface blemishes without changing the basic architectural concept. Resene Sandtex is ideal in the great outdoors, on planters or as an interior feature.



'See' the finish

Virtual painting with Resene EzyPaint allows you to visualise the entire colour scheme before the redecorating even starts. Available free from the Resene website, www.resene.com/ezypaint.



Put your colour to the test

No matter how you select your stain colours, always use testpots to confirm your choices in the area you are planning to stain. Resene Waterborne Woodsman testpots are available from your local Resene ColorShop or Reseller or you can order them online from the Resene website.



Keep it looking good

Annual washing will help maintain the fresh appearance of your paintwork. Follow the recommendations in the Resene Caring for your paint finish brochure or on the Resene website to keep your paint finish looking its best.



Be PaintWise

For tips on minimising the impact of your decorating on the environment see www.resene.com/paintwise.



Enjoy the Resene Promise of quality

Enjoy the Resene Promise of quality on a wide range of Resene premium paints. See your Resene ColorShop or the Resene website for a copy.



Choose to help the environment

You can minimise the effect your next decorating project has on the environment by choosing one of the Resene range of Environmental Choice approved products.

1800 738 383
www.resene.com.au

Resene
the paint the professionals use

0800 RESENE (737 363)
www.resene.co.nz

