



Curtains

that co-ordinate with your walls


Resene
Curtain Collection




Artiste




Beyond




Captivate




Chevron




Chia




Connection



Denizen




Designate



Diva



Echelon




Evolve



Generation




Harmony




Influence




Intersection



Kinetic




Lyrical




Maze



Meander



Mecca



Metaphor



Momento




Natura



Paradise




Pause



Ripple




Silhouette




Swivel




Tangent



Tease




Turntable




Unison




Verde



Waltz



Wildlife



Xpressions

New fabrics are released regularly – see your curtain specialist or Resene ColorShop to view samples of the full range.

Artiste






Strikingly dramatic on-trend large scale print. Artiste features 'painted dandelion head design' in sophisticated and timeless colour combinations on a natural cotton linen base.

Stone



(pictured)

Suggested Resene paint co-ordinates

-  Resene Awash
-  Resene Emerge
-  Resene Avalanche

Naturalle



Suggested Resene paint co-ordinates

-  Resene Half Linen
-  Resene Secrets
-  Resene Cobblestone

Beyond




A silk-effect with a modern twist, Beyond showcases a dramatic combination of sheen, metallic and matte textures in a contemporary colour palette.

Steel



Suggested Resene paint co-ordinates




-  Resene Freestyling
-  Resene Perfect Taupe
-  Resene Half Foundry

Flame



(pictured)

Suggested Resene paint co-ordinates

-  Resene Double Napa
-  Resene Double Masala
-  Resene Nero

Captivate



Very different; very effective; Captivate combines the surprise element of abstract embroidered panels with the soft sheen of a silk slub, in colours that will truly captivate and inspire.

Naturalle



Suggested Resene paint co-ordinates

-  Resene White Pointer
-  Resene Double Grey Olive
-  Resene Masala

Stone



Suggested Resene paint co-ordinates




-  Resene Triple Thorndon Cream
-  Resene Half Stonewashed
-  Resene Matherhorn

Charcoal



(pictured)

Suggested Resene paint co-ordinates

-  Resene Eighth Napa
-  Resene Perfect Taupe
-  Resene Triple Stonehenge

Chevron






For a classic and stylish geometric, look no further than Chevron. Available in three metallic tones it will add a luxury look to any room.

Naturalle



Suggested Resene paint co-ordinates




-  Resene Soapstone
-  Resene Half Joss
-  Resene Half Sandcastle

Steel



(pictured)




Suggested Resene paint co-ordinates

-  Resene Double Sea Fog
-  Resene Rakaia
-  Resene Quarter Tapa

Mocha



Suggested Resene paint co-ordinates

-  Resene Tea
-  Resene Double Napa
-  Resene Stonewashed

Denizen



Denizen is a bold twist on a classic natural pattern. The fronds of this jacquard are woven in two colours to add an extra dimension and relax the composition.

Flame



(pictured)

Suggested Resene paint co-ordinates

-  Resene Double Alabaster
-  Resene Gull Grey
-  Resene Salsa

Gold



Suggested Resene paint co-ordinates

-  Resene Quarter Spanish White
-  Resene Licorice
-  Resene Bokara Grey

Designite






Tonal sheen in a classic woven jacquard with high design definition and luxury looks. Contemporary colours lift Designite into today's most wanted palette.

Latte





Suggested Resene paint co-ordinates

-  Resene Quarter Pearl Lusta
-  Resene Double Pearl Lusta
-  Resene Eighth Putty

Stone






Suggested Resene paint co-ordinates

-  Resene Thorndon Cream
-  Resene Double Tea
-  Resene Half Stonewall

Charcoal



Suggested Resene paint co-ordinates




-  Resene Eighth Masala
-  Resene Matakana
-  Resene Tuna

Merlot



(pictured)

Suggested Resene paint co-ordinates

-  Resene Sidewinder
-  Resene Courage
-  Resene Barista



Stunning sheen effect with European-inspired woven contemporary design in the newest tone-on-tone shades.

Bud



Suggested Resene paint co-ordinates

-  Resene Bounty
-  Resene Rockbottom
-  Resene Diesel

Charcoal



Suggested Resene paint co-ordinates


-  Resene Half Napa
-  Resene Stonehenge
-  Resene Jaguar


Ebony



(pictured)

Suggested Resene paint co-ordinates

-  Resene Eighth Colins Wicket
-  Resene Stonewashed
-  Resene Kabul






Echelon uses stripes and softens the look with a woven distortion fade. This deconstruction makes the fabric much more suitable for the modern setting - trending towards an 'ombre' look over sharp lines.

Blonde






Suggested Resene paint co-ordinates

-  Resene Sea Fog
-  Resene Quarter Stack
-  Resene Awash

Earth



Suggested Resene paint co-ordinates


-  Resene Half Akaroa
-  Resene Stonewashed
-  Resene Half Pohutukawa

Ebony



(pictured)




Suggested Resene paint co-ordinates

-  Resene Concrete
-  Resene Baltic Sea
-  Resene Keppel

Naturalle



Suggested Resene paint co-ordinates

-  Resene White Pointer
-  Resene Half Pravda
-  Resene Tall Poppy






Evolve is a distorted leaf design which harmoniously combines the chic industrial trend with a classic natural motif.

Generation is an impressive jacquard design. As it is in a larger scale, this stunning tree motif is designed make rooms look larger and more inviting.

Blonde



Suggested Resene paint co-ordinates

-  Resene Eighth Sisal
-  Resene Half Masala
-  Resene Matakana

Hydra



(pictured)




Suggested Resene paint co-ordinates

-  Resene Half Thorndon Cream
-  Resene Caraway
-  Resene Teal Blue

Stone



Suggested Resene paint co-ordinates

-  Resene Rice Cake
-  Resene Gargoyle
-  Resene Pohutukawa

Naturalle



(pictured)




Suggested Resene paint co-ordinates

-  Resene Blanc
-  Resene Half Oilskin
-  Resene Sea Nymph

Mocha






Suggested Resene paint co-ordinates

-  Resene Double Merino
-  Resene Half Stonehenge
-  Resene Paprika

Bud



Suggested Resene paint co-ordinates

-  Resene Midwinter Mist
-  Resene Half Mako
-  Resene Cod Grey



The shadows and highlights are woven into this fabric with the amazing effect of an embroidered circle design in wide vertical stripes. Broken up with a 'ruched' fabric stripe, the metallic colours will add totally luxe looks to any room.

Blonde



(pictured)

Suggested Resene paint co-ordinates

-  Resene Merino
-  Resene Fantail
-  Resene Double Cougar

Charcoal



Suggested Resene paint co-ordinates

-  Resene Sea Fog
-  Resene Matakana
-  Resene Avalanche




Intersection is a fabric that brings art deco style into the modern world. The bold metallic trellis pattern contrasts harmoniously with the textured ground; reminiscent of luxury, but sophisticated in execution.

Naturalle






Suggested Resene paint co-ordinates

-  Resene Eighth Bison Hide
-  Resene Sandstone
-  Resene Atomic

Hydra



Suggested Resene paint co-ordinates




-  Resene Black Haze
-  Resene Triple Concrete
-  Resene Del Toro

Charcoal



(pictured)

Suggested Resene paint co-ordinates

-  Resene Rakaia
-  Resene Eighth Masala
-  Resene Bunting



Skilfully woven to balance matte and sheen, a rich plain and the barest hint of pinstripes, Kinetic is a dramatic technically advanced fabric for modern homes.

Flax is the magical ingredient in this trend-forward fabric giving an earthy grainy look to a metallic all-over design. The effect is like no other and will create a stand-out look for your windows.

Stone



Suggested Resene paint co-ordinates

-  Resene Eighth Friar Grey
-  Resene Rolling Stone
-  Resene Half Masala

Petal



Suggested Resene paint co-ordinates

-  Resene Double Perfect Taupe
-  Resene Half Oilskin
-  Resene Double Diesel

Charcoal



(pictured)

Suggested Resene paint co-ordinates

-  Resene Friar Grey
-  Resene Quarter Masala
-  Resene Double Cod Grey

Naturalle






Suggested Resene paint co-ordinates

-  Resene Half Truffle
-  Resene Half Grey Olive
-  Resene Stonewashed

Stone






Suggested Resene paint co-ordinates

-  Resene Heirloom
-  Resene White Pointer
-  Resene Stonehenge

Hydra



Suggested Resene paint co-ordinates


-  Resene Emerge
-  Resene Perfect Taupe
-  Resene Innocence

Charcoal



(pictured)

Suggested Resene paint co-ordinates

-  Resene Tapa
-  Resene Jumpstart
-  Resene Lonestar



Smooth and silky with incredible draping qualities, Maze gives a bold abstract design the soft treatment. Woven texture effects and a metallic sheen make this a very contemporary fabric.

Naturalle



Suggested Resene paint co-ordinates

-  Resene Double Blanc
-  Resene Double Sisal
-  Resene Triple Blanc

Stone



(pictured)




Suggested Resene paint co-ordinates

-  Resene Quarter Tuna
-  Resene Half Thorndon Cream
-  Resene Stonehenge

Charcoal



Suggested Resene paint co-ordinates

-  Resene Stonehenge
-  Resene Magnum
-  Resene Innocent






A twist on the classic look of stripes with contemporary shades side-by-side in this silk effect fabric.

Lagoon



Suggested Resene paint co-ordinates




-  Resene Tea
-  Resene Quarter Stonewall
-  Resene Tax Break

Charcoal



(pictured)

Suggested Resene paint co-ordinates

-  Resene Sisal
-  Resene Quarter Stonewall
-  Resene Concord

Metaphor



Embossed effect all-over botanical design in a subtle blend of toning shades on a lightly textured background. Finished with a luxurious, light reflecting sheen.

Mocha



(pictured)

Suggested Resene paint co-ordinates

- Resene Quarter Malta
- Resene Stonehenge
- Resene Mondo

Charcoal



Suggested Resene paint co-ordinates

- Resene Double Malta
- Resene Montoya
- Resene Foundry

Momento



Momento is a stripe with a twist. The distressed style weave breaks up the fabric with both texture and colour, allowing the stripe to soften for any setting.

Stone



(pictured)

Suggested Resene paint co-ordinates

- Resene Merino
- Resene Rakaia
- Resene Zulu

Mocha



Suggested Resene paint co-ordinates

- Resene Half Cloud
- Resene Caffeine
- Resene Dusted Blue



Natura is a classic leaf design with a twist - the oversized leaf structures are reminiscent of cosy autumn days. Pair this fabric with chic-rustic textures, such as natural fibres, soft leather, and knits.

Add Art Deco glamour to any room with Paradise. Soft classic tonal colours highlight the intricate embroidered look of this must have fabric.

Mocha



(pictured)

Suggested Resene paint co-ordinates

-  Resene Half Caraway
-  Resene Quarter Ironsand
-  Resene Pewter

Stone



Suggested Resene paint co-ordinates




-  Resene Thorndon Cream
-  Resene Double Napa
-  Resene Jurassic

Blonde



(pictured)




Suggested Resene paint co-ordinates

-  Resene Thorndon Cream
-  Resene White Pointer
-  Resene Half Cougar

Foam



Suggested Resene paint co-ordinates

-  Resene Emerge
-  Resene Duck Egg Blue
-  Resene Inside Back

Regal



Suggested Resene paint co-ordinates

-  Resene Chapta And Verse
-  Resene Coast
-  Resene Bastille

Ripple



Silhouette



Raised vertical self-stripe with a dramatic contemporary twist, Ripple creates a tone-on-tone sheen with an almost padded effect in sleek neutral colourways.


Silhouette is an organic spin on the modern geo trend. The pattern is similar to the centre of a peacock feather, adding to the drama of the distorted waves pattern.

Stone



(pictured)

Suggested Resene paint co-ordinates

-  Resene Whiteout
-  Resene Rakaia
-  Resene Tuna

Charcoal



Suggested Resene paint co-ordinates




-  Resene White Pointer
-  Resene Half Truffle
-  Resene Stonehenge

Bud



(pictured)




Suggested Resene paint co-ordinates

-  Resene Quarter Joanna
-  Resene Destiny
-  Resene Quarter Gravel

Hydra






Suggested Resene paint co-ordinates

-  Resene Eighth Akaroa
-  Resene Half Raven
-  Resene True Blue

Mocha






Suggested Resene paint co-ordinates

-  Resene Double Rice Cake
-  Resene Kilamanjaro
-  Resene Lusty

Stone



Suggested Resene paint co-ordinates

-  Resene Half White Pointer
-  Resene Double Truffle
-  Resene Streetwise




The 'wow' factor of curved top-stitching combined with a woven botanic design captured in the softest silk-effect fabric for a new and eye-catching look.

Tangent is an edgy jacquard which is perfect for the modern-industrial trend. The distorted stripe stands out in sophisticated greyscale, recommended to pair with monochromatic tones and bold accent colours.

Latte



Suggested Resene paint co-ordinates

-  Resene Half Thorndon Cream
-  Resene Half Craigieburn
-  Resene Triple Napa

Lagoon




Suggested Resene paint co-ordinates

-  Resene Triple Sisal
-  Resene Kilimanjaro
-  Resene Warrior

Charcoal



Suggested Resene paint co-ordinates

-  Resene Mongoose
-  Resene Triple Stonehenge
-  Resene Triple Masala

Blaze



(pictured)

Suggested Resene paint co-ordinates

-  Resene Rakaia
-  Resene Tall Poppy
-  Resene Black Sheep

Hydra



Suggested Resene paint co-ordinates




-  Resene Whiteout
-  Resene Warrior
-  Resene Jaguar


Slate



(pictured)

Suggested Resene paint co-ordinates

-  Resene Double Sea Fog
-  Resene Half Tuna
-  Resene Wild Thing






The drama begins with this outstanding design where two of the most wanted shades, red and charcoal combine in a strong stand-out design. For the less adventurous try the tonal Blonde or Charcoal colourways.

A striking silk effect fabric with intricate woven and tonal textures to create a contemporary high fashion look using graphic cylindrical designs.

Blonde



Suggested Resene paint co-ordinates

-  Resene Merino
-  Resene Quarter Stonehenge
-  Resene Mondo

Charcoal



Suggested Resene paint co-ordinates




-  Resene Quarter Tea
-  Resene Half Napa
-  Resene Lignite

Flame



(pictured)

Suggested Resene paint co-ordinates




-  Resene Barely There
-  Resene Madam M
-  Resene Half Pravda

Merlot



(pictured)

Suggested Resene paint co-ordinates

-  Resene Masala
-  Resene Zibibbo
-  Resene Double Foundry



Multi-layers and multi-textures are combined with top-stitching and clever weaving in this classic stripe with a creative twist.

Verde hints at nature with a large-scale, mid-century-influenced abstract leaf with intricate woven details inside the leaf that work beautifully with a natural textured background.

Blonde



Suggested Resene paint co-ordinates

-  Resene Whiteout
-  Resene Perfect Taupe
-  Resene Stonehenge

Naturalle



(pictured)




Suggested Resene paint co-ordinates

-  Resene Spanish White
-  Resene Half Stonewall
-  Resene Talisman

Mocha




Suggested Resene paint co-ordinates

-  Resene Rakaia
-  Resene Half Stonehenge
-  Resene Tuna

Charcoal



Suggested Resene paint co-ordinates




-  Resene Perfect Taupe
-  Resene Sandstone
-  Resene Foundry

Hydra



(pictured)




Suggested Resene paint co-ordinates

-  Resene Breathless
-  Resene Truffle
-  Resene Half Napa

Steel






Suggested Resene paint co-ordinates

-  Resene Silver Chalice
-  Resene Half Delta
-  Resene Half Baltic Sea

Charcoal



Suggested Resene paint co-ordinates

-  Resene Rakaia
-  Resene Mondo
-  Resene Quarter Ironsand



Sumptuous and richly designed graphic floral with all the depth and drama of a European-inspired jacquard fabric.

Blonde



(pictured)

Suggested Resene paint co-ordinates

-  Resene Vista White
-  Resene Double Sea Fog
-  Resene Emerge

Naturalle



Suggested Resene paint co-ordinates

-  Resene Merino
-  Resene Half Tea
-  Resene Triple Tea

Foam



Suggested Resene paint co-ordinates

-  Resene Barely There
-  Resene Half Napa
-  Resene Imprint






Linen looks with a clever interpretation of the botanic trend in stylish chenille. From cut pile to twisted weaves, Wildlife has outstanding surface and textural interest. A rich colour palette enhances the effect.

Naturalle





Suggested Resene paint co-ordinates

-  Resene Thorndon Cream
-  Resene Sisal
-  Resene Half Craigieburn

Savannah



Suggested Resene paint co-ordinates




-  Resene Double Grey Olive
-  Resene Double Tea
-  Resene Double Napa

Stone



(pictured)




Suggested Resene paint co-ordinates

-  Resene Napa
-  Resene Pravda
-  Resene Talisman

Mocha



Suggested Resene paint co-ordinates

-  Resene Dry Creek
-  Resene Crossroads
-  Resene Jumpstart



Xpressions is a modern retro design with a shimmer shine effect.

Chia is a textured sheer that is anything but plain. The weave uses different thicknesses and brightness in threads to create depth and direction.

Charcoal



Suggested Resene paint co-ordinates

-  Resene Half Pravda
-  Resene Eighth Masala
-  Resene Triple Dune

Ebony



(pictured)

Suggested Resene paint co-ordinates

-  Resene Delta
-  Resene Pravda
-  Resene Triple Tapa

Flame



Suggested Resene paint co-ordinates




-  Resene Quarter Arrowtown
-  Resene Double Arrowtown
-  Resene Gravel

Blonde



(pictured)




Suggested Resene paint co-ordinates

-  Resene Half Stack
-  Resene Eighth Tana
-  Resene Half Surrender

Latte






Suggested Resene paint co-ordinates

-  Resene Half Duck Egg Blue
-  Resene Secrets
-  Resene Half Villa White

Stone






Suggested Resene paint co-ordinates

-  Resene Cloudy
-  Resene Quarter Truffle
-  Resene Quarter Perfect Taupe

Slate



Suggested Resene paint co-ordinates

-  Resene Diesel
-  Resene Quarter Joss
-  Resene Vista White

Connection



Connection is a fil-coupé sheer - all the best qualities of a light voile, and with the circular movement of fil-coupé swirls.

Blonde



Suggested Resene paint co-ordinates

- Resene Duck Egg Blue
- Resene Half Secrets
- Resene Iron

Merlot



(pictured)

Suggested Resene paint co-ordinates

- Resene Swirl
- Resene Martini
- Resene Half Perfect Taupe

Harmony



Featuring modern wide stripes with fine herringbone detail. This earthy 'linen look' voile will protect your furnishings with its 'sunfilter' ability.

Blonde



Suggested Resene paint co-ordinates

- Resene Seashell
- Resene Iron
- Resene Concrete

Pumice



Suggested Resene paint co-ordinates

- Resene Quarter Cloudy
- Resene Half Joss
- Resene Blanc

Naturalle



(pictured)

Suggested Resene paint co-ordinates

- Resene Quarter Cougar
- Resene Double Tea
- Resene Craigieburn






Meander, the obvious choice for a relaxed 'luxurious' look. Fine metallic stripes add drama to any room. Carefully selected to co-ordinate with the full range of Resene fabrics. A nice choice to protect against the sun's harmful rays.

Give any room a sophisticated finish with this timeless 'linen look' voile. The 'sunfilter' texture helps to protect your furnishings. Combine with Resene Waltz to create a calm oasis in your home.

Blonde



Suggested Resene paint co-ordinates

-  Resene Quarter White Pointer
-  Resene White Thunder
-  Resene Secrets

Latte





Suggested Resene paint co-ordinates

-  Resene Alabaster
-  Resene Cararra
-  Resene Spanish White

Stone



Suggested Resene paint co-ordinates




-  Resene Triple White Pointer
-  Resene Double Truffle
-  Resene Half Sandstone

Silver



(pictured)




Suggested Resene paint co-ordinates

-  Resene Whiteout
-  Resene Quarter Delta
-  Resene Silver Chalice

Charcoal



Suggested Resene paint co-ordinates




-  Resene Surrender
-  Resene Quarter Tuna
-  Resene Tuna

Blonde



(pictured)




Suggested Resene paint co-ordinates

-  Resene Whiteout
-  Resene Seashell
-  Resene Triple Concrete

Earth






Suggested Resene paint co-ordinates

-  Resene Triple Thorndon Cream
-  Resene Half Craigieburn
-  Resene Double Friar Grey

Naturalle






Suggested Resene paint co-ordinates

-  Resene Half Tea
-  Resene Kangaroo
-  Resene Arrowtown

Pewter



Suggested Resene paint co-ordinates

-  Resene Half Rakaia
-  Resene Matakana
-  Resene Half Chicago

Your nearest curtain specialist is:

The **Resene Curtain Collection** is available from selected curtain specialists and Resene ColorShops. See www.resene.com/curtains and www.resene.com/colorshops for your nearest store.

Complement your curtain choices with Resene paints and wallpapers from the **Resene Wallpaper Collection**. See your Resene ColorShop or reseller to view the colour and wallpaper libraries.

For expert colour advice, use the free Resene Ask a Colour Expert online, www.resene.com/colourexpert, visit a Resene ColorShop, or in selected areas book a Resene Colour Consultant for an in store or at home visit, www.resene.com/colourconsultant.